Nisga'a Lisims Government

NISGA'A FISHERIES & WILDLIFE
T 250 633 2617 / F 250 633 2971
TF 1 866 633 2145
PO Box 228 / 5101 Gitzyon St
New Aiyansh BC / Canada V0J 1A0

NISGAANATION.CA

2019 NASS RIVER SALMON STOCK ASSESSMENT UPDATE – WEDNESDAY, 31 JULY

The following is the seventh general weekly public update for 2019 of Nass River salmon and summer-run steelhead stock assessments from the Nisga'a Lisims Government Fisheries and Wildlife Department.

All data presented in this update are preliminary and subject to change with further assessment information that becomes available and should be interpreted cautiously. For in-season assessment purposes only.

NASS RIVER ASSESSMENT OPERATIONS UPDATE

OPERATIONAL ASSESSMENT INFORMATION FOR 2019

1. Fishwheel Assessment data: 2 June to 30 July. Fishwheel catch summary in next section.
   - 69% of the sampled Nass sockeye return from June 3 to July 5 at the Gitwinksihlkw fishwheels were sea/river ecotype sockeye that would not be destined to Meziadin River and the Upper Nass; but to Gingit/Tseax systems. Approx. 80,000 of the estimated 116,000 sockeye that passed the Gitwinksihlkw fishwheels during this period were estimated as sea-type sockeye. Meziadin and other Upper River Nass stocks would have accounted for smaller return to July 5 (approx. 31% or 40,000 fish).
2. Meziadin Fishway data: Counts data from 30 June to 22 July.
   - Water temperature is same as average (16°C vs. 16°C) based on 1994–2018 operations.
   - Counts to date: 14,572 Sockeye (14,113 large (306 tagged) and 459 small) and 26 Chinook (9 large and 17 small). The average (94-18) large counts for date: 57,000 Sockeye and 108 Chinook.
   - Projection to fishway based on current large sockeye counts (14,113) and linear regression of in-season to final counts to date from 1994 to 2018 (r^2=0.83) continues to be below the run size goal to date: 112,000 large Sockeye (95% CI: 94,000, 130,000).
3. Kwinageese Weir data: Video-weir count data from 12 July to 30 July.
   - Current water temperature is 0.3°C warmer than average (16°C vs. 15.7°C). Water level is low and 0.02 m below average (0.27 m vs 0.29 m).
   - Counts to date: 37 Chinook (3 tagged), 4 Sockeye (0 tagged), 13 Bull Trout, and 2 Rainbow Trout. Approximate historical mean counts for date: 164 chinook and 119 sockeye.

GITWINKSIHLKW (GW) FISHWHEELS - NASS RIVER TEST FISHERY – STARTED IN 1994 [26th year]:

The Nass River test fishery fishwheels began operation on 2 June for tagging and historical catch index assessments for salmon and summer-run steelhead. All fish caught in the GW fishwheels to date were released alive after tagging and/or counting. Fishwheels 1 and 2 are currently operating 1.4 m lower than average water levels (0.8 m vs. 2.1 m) based on 1994–2018 operations. A chart of the water levels at the test fishery follows the text summary that compares current levels to historical levels. The Nass River water temperature is currently 0.1°C cooler than average (9.0°C vs. 9.9°C) based on 1994–2018 operations.

GREASE HARBOUR (GH) FISHWHEELS:

Start-up dates of the upper fishwheels were on 3 June (FW3 and FW6), 9 June (FW5), and 19 June (FW4) for the current operation of four fishwheels at Grease Harbour (upstream of Ts'im Anwiihlist). The GH fishwheels are used for in-season mark-recapture tag recoveries of salmon, abundance estimates passing upstream, additional tagging (adult Chinook and Chum salmon, and Pacific Lamprey), and for selective harvesting when permitted by

Nisga'a Lisims Government. No harvesting from the fishwheels has been permitted to date. Genetic tissue is being collected from Pacific Lamprey that are caught from the upper fishwheels for a collaborative study with the Columbia River Inter-Tribal Fish Commission. Of the 14,891 Sockeye caught at all fishwheels to date, all have been released, as have the other salmon, steelhead and other fish caught. The total Nass fishwheel catches this year are currently below average for all Nass salmon and steelhead, and well above average for Pacific Lamprey. Total fishwheel catches of salmon, steelhead, and Pacific Lamprey to date are shown below including tagging results and jacks caught. Note that 22 times more chinook jacks have been caught than average (4,312 vs. 196).

FISHWHEEL CATCH SUMMARIES	SOCK	CHIN	COHO	STEEL	PINK-ODD	CHUM	LAMP
FISHWHEEL TOTAL CATCH OF ADULTS	**14,891**	**1,533**	**345**	**32**	**2,804**	**5**	**1,421**
HISTORICAL AVG CUM CATCH (00-18) TO DATE	*27,100*	*4,300*	*393*	*50*	*6,000*	*10*	*300*
HISTORICAL AVG CUM TOTAL CATCH (00-18)	*43,000*	*4,000*	*13,000*	*1,000*	*12,000*	*130*	*600*
AVERAGE DAILY CATCH (5 D) OF ADULTS - GW	94	2	20	1	238	0	4
AVERAGE DAILY CATCH (5 D) OF ADULTS - GH	368	4	27	1	59	0	27
FISHWHEEL TOTAL TAGGED (OR ADIPOSE FIN MARKED)	4,623	1,424	135	16	206	4	1,249
FISHWHEEL TOTAL JACKS - GW ONLY	1,475	4,312	9	NA	NA	NA	NA
HISTORICAL MEAN JACKS AT GW (94-18) TO DATE	*871*	*196*	*13*	*NA*	*NA*	*NA*	*NA*

Other adult species and juvenile salmon catches at the fishwheels to date include: 110 Rainbow Trout, 90 Whitefish, 85 Peamouth Chub, 68 Dolly Varden, 25 Redside Shiner, 22 Cutthroat Trout, 12 Pikeminnow, 10 Suckers, 4 River Lamprey, and 26 salmon smolts (0 Coho, 10 Chinook, 16 Sockeye), and 1 frog.

RUN SIZE AND ESCAPEMENT ESTIMATES FOR NASS SALMON & SUMMER-RUN STEELHEAD

In-season estimates of run size and projected forecasts to Gitwinksihlkw fishwheels for adult Nass salmon and summer-run steelhead are shown below and are based on mark-recapture and historical catch index methods. The current run sizes for 2019 are above average for Nass Chinook and below average for Sockeye, Coho and summer-run steelhead when compared to means to date from 1994 to 2018. Of note, by 30 July, in-season run size estimates for Nass Sockeye are performing well (mean absolute percent accuracy 89%; range=68–100%) when comparing returns from 1994 to 2018. Mean percent accuracy for Nass Chinook in-season estimates are reliable (75%; range: 14–100%); but more uncertain than for Sockeye.

	SOCK	CHIN	COHO	STEEL
IN-SEASON RUN SIZE ESTIMATE TO DATE	**195,651**	**19,962**	**3,621**	**239**
HISTORICAL MEAN RUN SIZE TO GW FOR DATE (94-18)	197,000	18,600	3,777	1,120
RUN SIZE TARGET 2019 (MIN. FOR STEELHEAD)	***250,000***	***15,000***	***65,000***	***4,200***

In-season preliminary forecast projections above Gitwinksihlkw are shown below. Estimates to Gitwinksihlkw are based on two methods, mean run timing and linear-regression of the in-season to final estimates to date. The current run size projection for Nass Sockeye is ranging between 180,000 and 381,000 to reach the run size goal (250,000) based on the in-season to final method with a point estimate of 280,000 and 69% (mean run timing) of the run entered to date. The current run size projection for Nass Chinook has reached the run size goal (15,000) based on in-season to final method with a point estimate of 21,000 and 95% (mean run timing) of the run entered to date. The run size projection for Nass Coho is ranging between 40,000 and 127,000 with 4% of run passing based on normal timing, and for summer-run steelhead between 6,000 and 12,000 with 8% of run passing.

IN-SEASON FORECASTS TO GW - METHODS:	SOCK	CHIN	COHO	STEEL		30-Jul-19	
1. RUN TIMING METHOD (94-18) - Mean Run timing	282,000	21,000	137,000	3,000			
Lower (-2 S.D.)	222,000	19,000	68,000	1,000			
Upper (+2 S.D.)	385,000	23,000	342,000	10,000		In-season/Final	
2. IN-SEASON TO FINAL (regression):	280,000	21,000	84,000	8,900		r^2 (CH) =	1.00
95% CI - lower	180,000	20,000	40,000	5,900		r^2 (SO) =	0.78
95% CI - upper	381,000	22,000	127,000	11,900		r^2 (CO)=	0.41
GW RUN SIZE TARGET (DEPENDING ON HARVESTS ABOVE GW)	*250,000*	*15,000*	*65,000*	*4,200*		r^2 (ST)=	0.54
Run Timing % Return Estimate to GW fishwheels	69%	95%	4%	8%			

Net Escapement Estimates for adult Nass salmon to date are shown below and relative to the Upper Nass net aggregate escapement goals. *Note that harvests in the Upper Nass by other First Nations, including economic harvests, were not provided for this assessment update.*

IN-SEASON NET ESCAPEMENT ESTIMATES	SOCK	CHIN	COHO	STEEL
HARVEST ESTIMATES ABOVE GW TO DATE	14,014	2,157	26	3
NET ESCAPEMENT (ABOVE GW):	**181,637**	**17,805**	**3,595**	**236**
NET ESCAPEMENT TARGET (UPPER RIVER ONLY)	*200,000*	*13,000*	*60,000*	*4,000*

HARVEST ESTIMATES FOR ADULT NASS SALMON & STEELHEAD

ALASKAN FISHERIES IN SE ALASKA (information courtesy from ADFG's website):

Alaskan Southeast gillnet fisheries started on 16 June 2019 in District 101 (Tree Point) and District 106 (Sumner and Upper Clarence). Alaskan seine fisheries started on 16 June 2019 in District 102 (Middle Clarence), 7 July in District 101 (Lower Clarence/Revilla) and District 104 (Noyes/Dall), and 21 July in District 103 (Cordova). The table below shows the current estimates of catches of salmon in Alaskan net fisheries in Districts 101–106 (and mean catch comparisons from 2000 to 2018) based on data from ADFG. Current salmon catches are below average for all salmon. Of the total in-season Sockeye catch reported in the SE Alaskan fisheries shown to date (67,400), approximately 22% (14,500) are estimated as Nass origin based on mean stock composition estimates from 1982 to 2018 and are currently below average (64,000) to date. The average total mean harvest of Nass Sockeye in Alaskan fisheries from 2000 to 2018 was 115,000 (range: 22,000–300,000). Harvest data will be updated each week when available from ADFG's website.

IN-SEASON SE ALASKAN CUM. SALMON CATCH ESTIMATES (ADFG WEBSITE) - 2019										WEEK END:	27-Jul-19
DISTRICTS	AREA	SOCK CATCH	AVG (00-18)	CHIN CATCH	AVG (00-18)	PINK CATCH	AVG ODD (00-15)	CHUM CATCH	AVG (00-18)	COHO CATCH	AVG (00-18)
DIST 101 GN	TREE PT	9,200	48,000	1,500	1,300	80,600	167,000	65,900	152,000	2,000	7,000
DIST 106 GN	UPP. CLAR	12,300	61,000	600	1,300	119,500	147,000	34,200	102,000	5,800	39,000
DIST 101 SN	LOW CLAR	8,200	32,100	200	600	821,000	2,271,000	105,000	181,000	3,000	13,000
DIST 102 SN	MID CLAR.	8,000	19,000	205	700	376,900	1,307,600	186,800	339,000	10,700	22,500
DIST 103 SN	CORDOVA	700	5,000	50	120	32,000	553,000	1,200	7,000	900	4,000
DIST 104 SN	NOYES/DALL	29,000	112,000	1,250	2,200	679,000	2,326,000	34,000	87,000	16,000	36,000
CUMULATIVE TOTAL		**67,400**	**277,000**	**3,805**	**6,000**	**2,109,000**	**6,772,000**	**427,100**	**868,000**	**38,400**	**122,000**

CANADIAN COMMERCIAL NET FISHERIES IN AREA 3 (information courtesy from DFO Prince Rupert):

Area 3 commercial net fisheries in 2019 started on 17 June with the first gillnet opening. Total net fisheries conducted in Area 3 to date are 11 commercial fisheries (7 gillnet, 3 seine, and 1 seine demo fishery). A pink salmon directed DFO Commercial Salmon Allocation Demonstration Fishery occurred in Area 3 on July 18 and July 19 by the North Coast Skeena First Nations Stewardship Society using one seiner. Commercial net harvest and release data to date for salmon and steelhead in Area 3 are shown below. Demo catches that were reported are included in the grand totals and included retention of pink, sockeye, and chum.

GEAR	DATE	Vessel days	SO-harv	SO-Rel	CO-HARV	CO-Rel	PK-HARV	PK-Rel	Chum-harv	Chum-Rel	CH-harv	CH-Rel	STEEL-Rel
⊟GN	2019-06-17	80	1,673	0	0	124	8	1	11	8	0	163	16
	2019-06-24	101	3,997	0	0	175	182	14	117	19	0	152	11
	2019-07-01	101	4,106	0	0	217	2,334	6	335	46	0	211	2
	2019-07-02	81	2,068	0	0	166	896	5	368	16	0	55	7
	2019-07-07	74	4,198	0	0	147	6,643	0	2,286	171	0	77	3
	2019-07-08	56	1,797	0	0	112	3,261	0	738	43	0	55	1
	2019-07-16	74	1,946	0	0	101	6,198	80	434	134	0	34	4
GN Total		**567**	**19,785**	**0**	**0**	**1,042**	**19,522**	**106**	**4,289**	**437**	**0**	**747**	**44**
⊟SN	2019-07-09	13	0	476	0	184	5,026	0	3,024	0	0	69	92
	2019-07-16	21	321	0	0	343	17,069	0	8,220	0	0	99	123
	2019-07-22	24	0	88	0	108	1,888	0	616	0	0	40	0
SN Total		**60**	**525**	**564**	**0**	**722**	**32,424**	**0**	**15,606**	**0**	**0**	**224**	**216**
Grand Total		**627**	**20,310**	**564**	**0**	**1,764**	**51,946**	**106**	**19,895**	**437**	**0**	**971**	**260**

LABELS: SO=SOCKEYE, PK=PINK, CO=COHO, CH=CHINOOK; HARV=HARVESTED, REL=RELEASED.

Of the total commercial catch of Sockeye (approx. 20,500) in Area 3 to date, NFWD is estimating 87% (17,700) are of Nass origin based on stock composition modeling. The average total mean harvest of Nass Sockeye in Canadian commercial net fisheries in Areas 3–5 from 2000 to 2018 was 80,000 (range: 8,000–280,000). DFO implemented management actions in Area 3 to reduce harvest impacts on one of the primary Nass Sockeye stocks (Kwinageese River) during their migration through Area 3 with non-retention occurring from 9 July to 15 July (DFO IFMP 2019). The Kwinageese stock requires rebuilding from a past spawning barrier detected in 2011 that resulted in extremely poor returns following the slide including 2014 (less than 500 spawners) that specifically will impact the return of 5-year-old fish to the Kwinageese River in 2019. Area 3 continues to be closed to commercial fisheries with poor abundances of Nass Area pink and sockeye salmon observed.

NISGA'A DOMESTIC AND SALE FISHERIES:

Nisga'a domestic and sale fisheries are monitored by the Nisga'a Fisheries and Wildlife Department and began on 13 May 2019. Cumulative harvests to week ending **27 JULY** are shown in the table below for Food, Social, and Ceremonial (FSC) catches. For the same week ending period, mean cumulative harvests from 2000 to 2018 are shown for comparison. The current total harvests to date, including all Nisga'a in-river and marine sale fisheries and estimated release mortalities, are shown below.

FSC Reported Week Ending Period		DOMESTIC (FSC) HARVESTS TO WK END - 2019		TOTAL HARVESTS TO DATE INCLUDING SALE FISHERIES - 2019	
NASS SPECIES	Wk end	**Harvest**	Mean*	**Harvest**	Mean*
CHINOOK	27-Jul-19	**5,518**	4,900	**5,640**	5,500
SOCKEYE	27-Jul-19	**25,028**	23,400	**41,334**	72,000
PINK	27-Jul-19	**3,427**	2,010	**7,250**	10,500
COHO	27-Jul-19	**173**	260	**198**	505
CHUM	27-Jul-19	**61**	280	**125**	300
STEELHEAD	27-Jul-19	**40**	130	**60**	130
TOTAL		**34,200**	31,000	**54,600**	89,000

* Mean harvests from 2000-2018 for week end periods. Harvests include all gear types estimates (net, angling, seine, etc.) and release mortality (60% of releases).

Nisga'a Sale fishery information for 2019:

- Total Individual-sale (IS) fisher permits issued in 2019 are: 117 (including 45 elder permits). Of the permits issued, 56 fishers have participated in IS fisheries to date.
- Summary of permits issued by community are: 31 Gitlaxt'aamiks, 22 Gitwinksihlkw, 16 Laxgalts'ap, 15 Gingolx, 13 Terrace, 13 Prince Rupert, and 7 other areas.
- Sale fisheries closure periods to allow passage of the Kwinageese sockeye stock were in the marine (9-15 July), in-river up to Grease Harbour (13-19 July), and above Grease Harbour fishwheels (19-25 July) as the stock passes those areas.
- Individual-sale fishery data to date is as follows.

NISGA'A MARINE SALE FISHERY:		
NUMBER OF NISGA'A MARINE FISHERIES (16 HR OPENINGS):	4	JUNE 21, JUNE 22, JULY 5, JULY 6
DATA FROM JUNE 21 FISHERY (16 BOATS; 7 FISHERS SOLD) - REVIEWED		614 SOCKEYE & 3 PINK
DATA FROM JUNE 22 FISHERY (16 BOATS; 17 FISHERS SOLD) - REVIEWED		2402 SOCKEYE, 17 PINK & 2 COHO
DATA FROM JULY 5 FISHERY (20 BOATS; 17 FISHERS SOLD) - REVIEWED		2050 SOCKEYE, 520 PINK, 5 COHO & 6 CHUM
DATA FROM JULY 6 FISHERY (22 BOATS; 23 FISHERS SOLD) - REVIEWED		2915 SOCKEYE, 806 PINK, 2 COHO & 39 CHUM
NEXT NISGA'A MARINE SALE FISHERY PLANNED:	**CLOSED UNTIL FURTHER NOTICE TO ALLOW FOOD FISHING**	
NISGA'A IN-RIVER SALE FISHERY:		
NUMBER OF NISGA'A IN-RIVER FISHERIES (10 HR OPENINGS):	4	JULY 4, JULY 5, JULY 10, JULY 11
DATA FROM JULY 4 FISHERY (21 FISHERS SOLD) - REVIEWED		2018 SOCKEYE
DATA FROM JULY 5 FISHERY (18 FISHERS SOLD) - REVIEWED		1697 SOCKEYE
DATA FROM JULY 10 FISHERY (22 FISHERS SOLD) - REVIEWED		2657 SOCKEYE
DATA FROM JULY 11 FISHERY (21 FISHERS SOLD) - REVIEWED		1934 SOCKEYE & 1 COHO
NEXT NISGA'A IN-RIVER SALE FISHERY PLANNED:	**CLOSED UNTIL FURTHER NOTICE TO ALLOW FOOD FISHING**	

The total harvest summary of Nass salmon and steelhead to date in all Nisga'a fisheries is as follows:

NISGA'A TOTAL HARVEST SUMMARY	SOCK	CHIN	COHO	PINK-ODD	CHUM	STEEL
MARINE SALE FISHERY TOTAL	7,981	CLOSED	9	1,346	45	CLOSED
IN-RIVER SALE FISHERY TOTAL	8,306	CLOSED	1	CLOSED	CLOSED	CLOSED
INDIVIDUAL SALE (IS) FISHERY TOTAL	**16,287**	**CLOSED**	**10**	**1,346**	**45**	**CLOSED**
NLG COMMUNAL SELECTIVE TREATY FISHERY - GH FISHWHEELS	CLOSED	CLOSED	CLOSED	CLOSED	CLOSED	CLOSED
NLG COMMUNAL SELECTIVE TREATY FISHERY - SEINE	CLOSED	CLOSED	CLOSED	CLOSED	CLOSED	CLOSED
DOMESTIC (FSC) GILLNET FISHERY - WK END: JULY 27	**25,047**	**5,640**	**188**	**5,904**	**80**	**60**
SUB TOTAL (NLG TREATY FISHERIES)	**41,334**	**5,640**	**198**	**7,250**	**125**	**60**
NLG SOCK DEMONSTRATION FISHERY HARVEST - DFO INVENTORY	CLOSED	CLOSED	CLOSED	CLOSED	CLOSED	CLOSED
GRAND TOTAL	**41,334**	**5,640**	**198**	**7,250**	**125**	**60**

TOTAL RETURN TO CANADA (TRTC) AND NISGA'A ENTITLEMENT ESTIMATES FOR NASS SALMON

Pre-season TRTC and Nisga'a entitlement forecasts:

Based on the preliminary Nass salmon return and age information from 2018, preliminary forecasts for Nass salmon and Nisga'a entitlement allocations for 2019 were calculated using pre-season forecast models. The pre-season forecasts are used for general planning purposes until in-season forecasts are available. Forecast models used were a combination of sibling (Sockeye and Chinook only) and brood year mean returns that project 25%, 50%, and 75% probability point estimates. Pre-season TRTC forecasts (50% probability estimates) for 2019 predicted a below average return forecast for Nass Sockeye (456,000 vs. 550,000), Nass Chinook (23,000 vs. 30,000), and Nass Chum (32,000 vs. 42,000; well below the 45,000 escapement goal), and above average return forecast for Nass Coho (272,000 vs. 200,000) and Nass Area odd-year Pink (611,000 vs. 560,000) based on mean TRTC estimates from 1994 to 2018. When reviewing Nass salmon returns over a 35-year period (1985–2018), the forecasted returns in 2019 are projected to be poor for Chinook (26th), fair for Sockeye (19th), Chum (22nd); and Pink (16th); and good for Coho (6th) with caution for Coastal Nass Coho salmon returns that is projected to be the 4th poorest return since 2000.

PRE-SEASON TRTC & ENTITLEMENT FORECASTS	SOCK	CHIN	COHO	PINK-ODD	CHUM
HISTORICAL MEAN TRTC (1994-2018)	550,000	30,000	200,000	560,000	42,000
PRE-SEASON TRTC FORECAST (50% PROBABILITY)	**456,000**	**23,000**	**272,000**	**611,000**	**32,000**
PRE-SEASON NISGA'A ENTITLEMENT	75,000	4,800	10,200	59,000	2,600
CUM NISGA'A UNDERAGE (+)/OVERAGE (-) AVAILABLE OR OWED: 200	-883	rebuild goal	8,000	5,000	< esc. goal
TOTAL PRE-SEASON NISGA'A CATCH POTENTIAL	**74,000**	**4,800**	**18,000**	**64,000**	**2,600**

In-season Total Return to Canada (TRTC) and Nisga'a entitlement estimates for Nass salmon:

Current in-season TRTC estimates estimated by NFWD for Nass Sockeye (328,000; range: 270,000–420,000) and Chinook (25,000; range: 23,000–27,000) are based on preliminary harvests, run size data, and mean run timing to date (Sockeye 75% and Chinook 94%) to Area 3 with standard deviation range estimates from 1994 to 2018 returns. It is too early to estimate for other Nass salmon species based on mean run timing to date (Coho 4%, Pink 3%, and Chum 7%) so pre-season Nisga'a entitlements are considered as preliminary harvest targets. The current in-season TRTC estimates for Nass Sockeye and Chinook are now tracking below or just above pre-season forecasts, respectively, with estimated run-timing ranges.

IN-SEASON TRTC & ENTITLEMENT ESTIMATES	SOCK	CHIN	COHO	PINK-ODD	CHUM
PROJECTED TRTC BASED ON MEAN RUN % & MR EST.	**328,000**	**25,000**	**Pre-season**	**Pre-season**	**Pre-season**
ESTIMATED %TRTC TO DATE: MEAN. RUN TIMING	75%	94%	4%	3%	7%
Lower (-2 S.D.)	270,000	23,000	Pre-season	Pre-season	Pre-season
Upper (+2 S.D.)	420,000	27,000	Pre-season	Pre-season	Pre-season
IN-SEASON NISGA'A ENTITLEMENT TARGET	**47,000**	**5,300**	**10,000**	**59,000**	**2,600**
IN-SEASON UNDERAGE (+)/OVERAGE (-) AVAILABLE OR OWED	- 1,000	1,000	8,000	5,000	< esc. goal
TOTAL IN-SEASON NISGA'A TREATY CATCH POTENTIAL	**46,000**	**6,300**	**18,000**	**64,000**	**2,600**

The Nisga'a in-season harvest entitlement and catch potential estimates based on normal run timing (with ranges) to date are:

- Nass Sockeye is 47,000 (range: 37,000–72,000) with a current harvest estimate of 41,334;
- Nass Chinook is 6,300 (range: 5,800–7,500) with a current harvest estimate of 5,640;
- Nass Coho is 18,000 (range: 6,000–26,000) with a current harvest estimate of 198;
- Nass Pink is 64,000 (range: 30,000–81,000) with a current harvest estimate of 7,250;
- Nass Chum is 2,600 (range: <500–3,400) with a current harvest estimate of 125; and
- Nass steelhead, upper limit is 1,000 summer-run, with current harvest of 60.

The Nisga'a Nation also has cumulative treaty accounting for Nass salmon accumulated from 2000 to 2018 fisheries of overages (-1,000 sockeye) and underages (approx. 5,800 Chinook, 16,000 coho, 5,200 pink, and 6,000 chum). Initial planning for balancing cumulative treaty overages/underages are shown in table above for 2019 fisheries.

The next Nass River general stock assessment update from the Nisga'a Fisheries and Wildlife Department is planned for: **Wednesday, 7 August 2019.**

Nass stock assessment updates are available at the following links (no passwords are required):

Weekly email updates are posted after each update to DFO and NLG's websites:

- DFO: http://www.pac.dfo-mpo.gc.ca/fm-gp/northcoast-cotenord/nass-eng.html
- NLG: http://www.nisgaanation.ca/stock-assessments

Daily and weekly run size information are also posted on Mondays, Wednesdays and Fridays to the following site:

- ftp://ftp.lgl.com/Nass%20Stock%20Assessment%20Updates/

Photo 1. Chinook Salmon caught and operculum tagged at Gitwinksihlkw fishwheels on 26 July 2019.

Photo 2. Sockeye Salmon caught and spaghetti tagged a Gitwinksihlkw fishwheels on 30 July 2019.

Photo 3. Coho Salmon caught and Floy anchor tagged at Gitwinksihlkw fishwheels on 26 July 2019.

Photo 4. Chum Salmon caught and operculum-tagged at Gitwinksihlkw fishwheels on 30 July 2019.

Photo 5. Pink Salmon caught and adipose-fin marked at Gitwinksihlkw fishwheels on 30 July 2019.

Photo 6. Summer-run steelhead caught and adipose-fin marked at Gitwinksihlkw fishwheels on 26 July 2019.

Photos courtesy of NFWD's senior crew leader, Ben Guno Jr., and fishwheels crews.

Daily Water Level at Gitwinksihlkw Fishwheels 2019

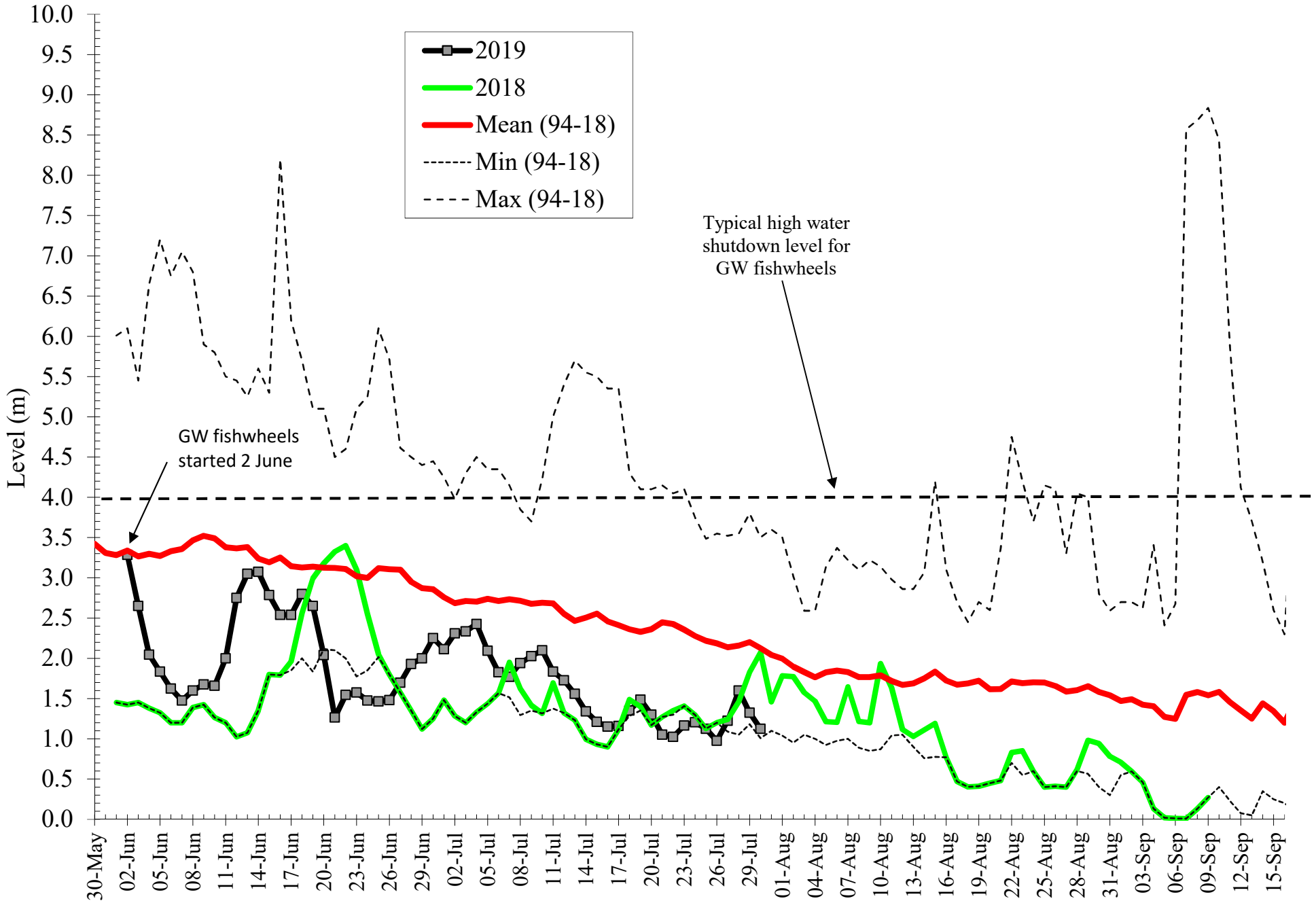

Prepared by Nisga'a Fisheries

2019-07-31

NASS AGGREGATE RUN SIZES TO GW FISHWHEELS – IN-SEASON VS. POST-SEASON

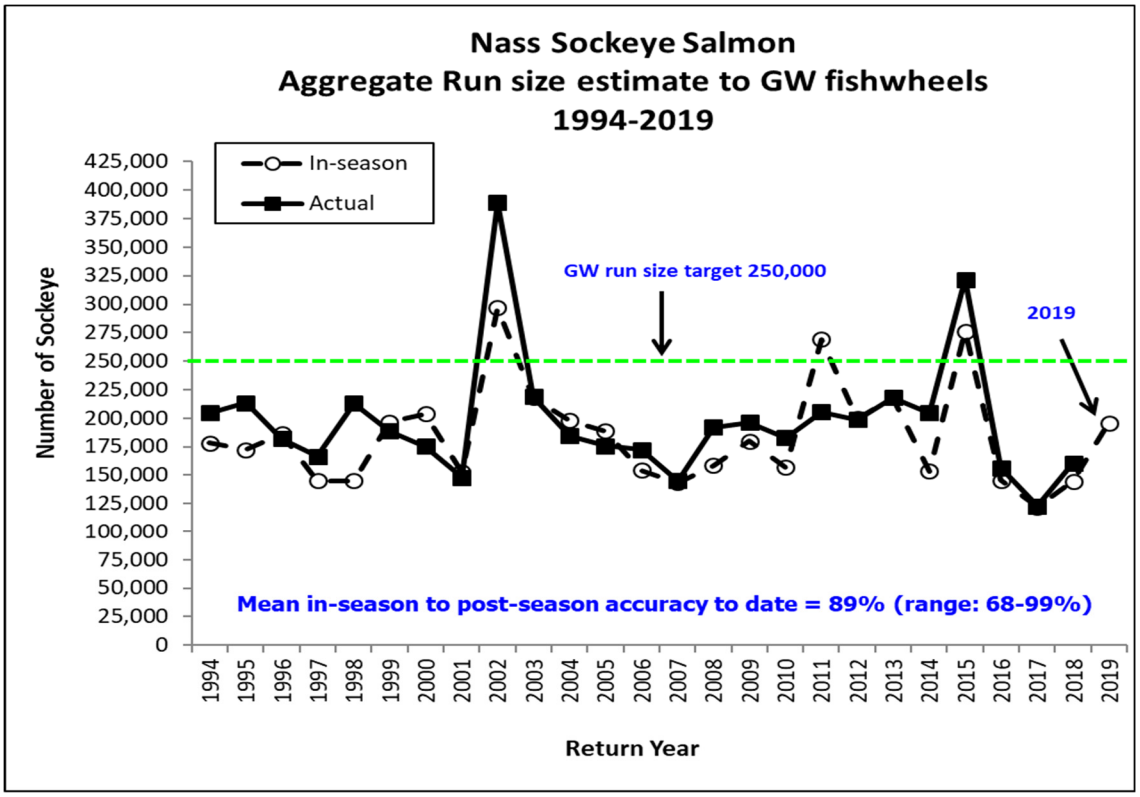

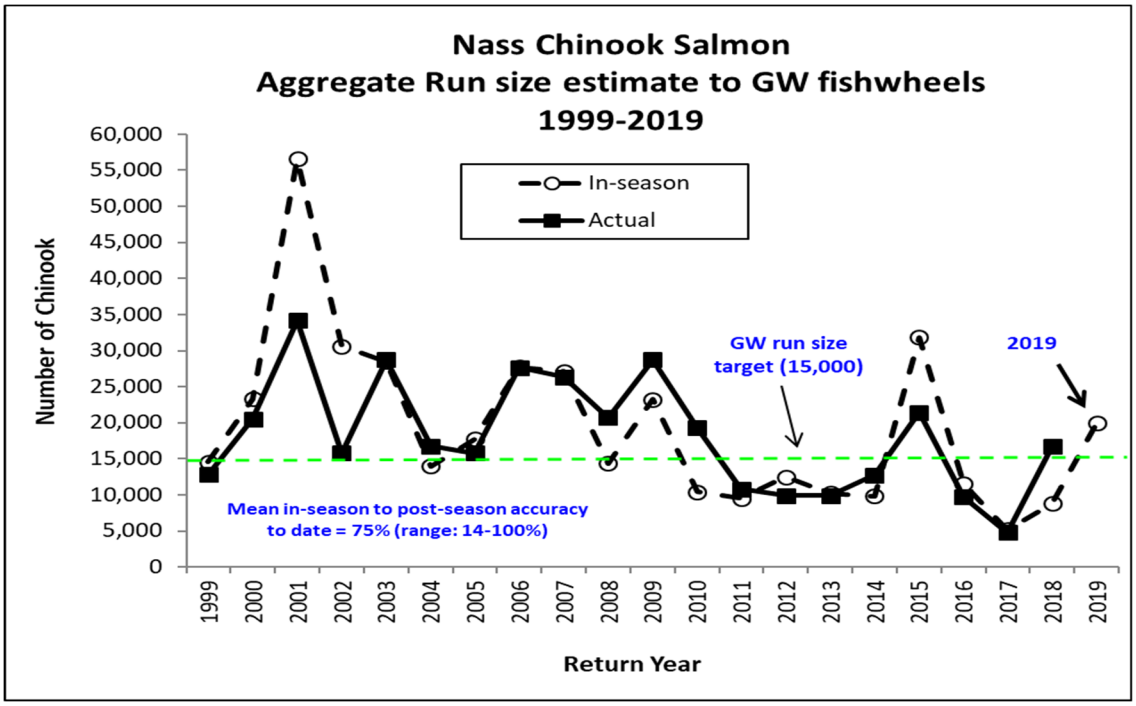

Nass Sockeye Cum. Run Size to Gitwinksilhkw Fishwheels 2019 versus 94-18 Mean, Min, Max returns (before upriver harvests)

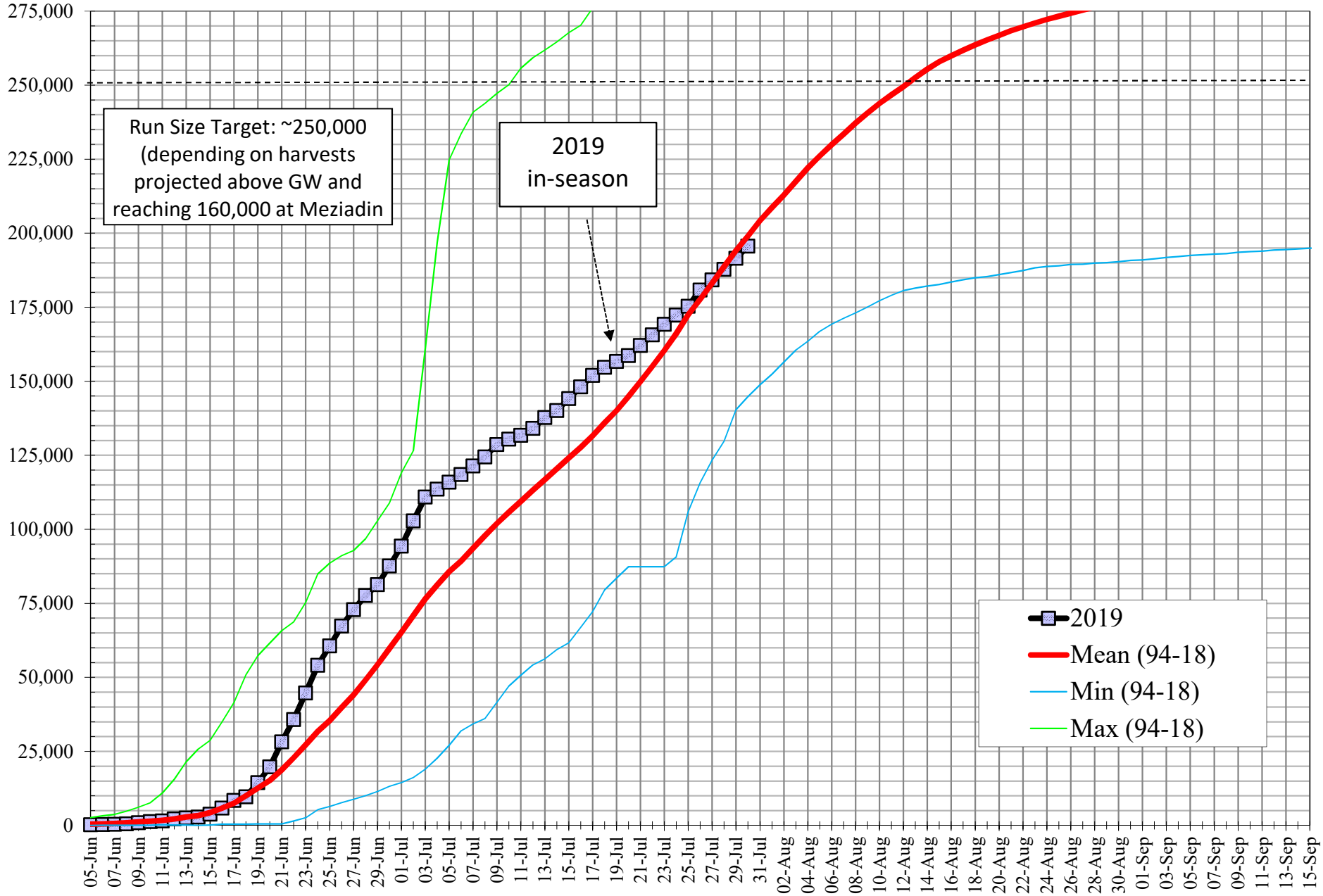

Cumulative Nass Adult Chinook Run Size to Gitwinksihlkw 2019 vs 94-18 Mean, Minimum and Maximum returns (before up river harvests)

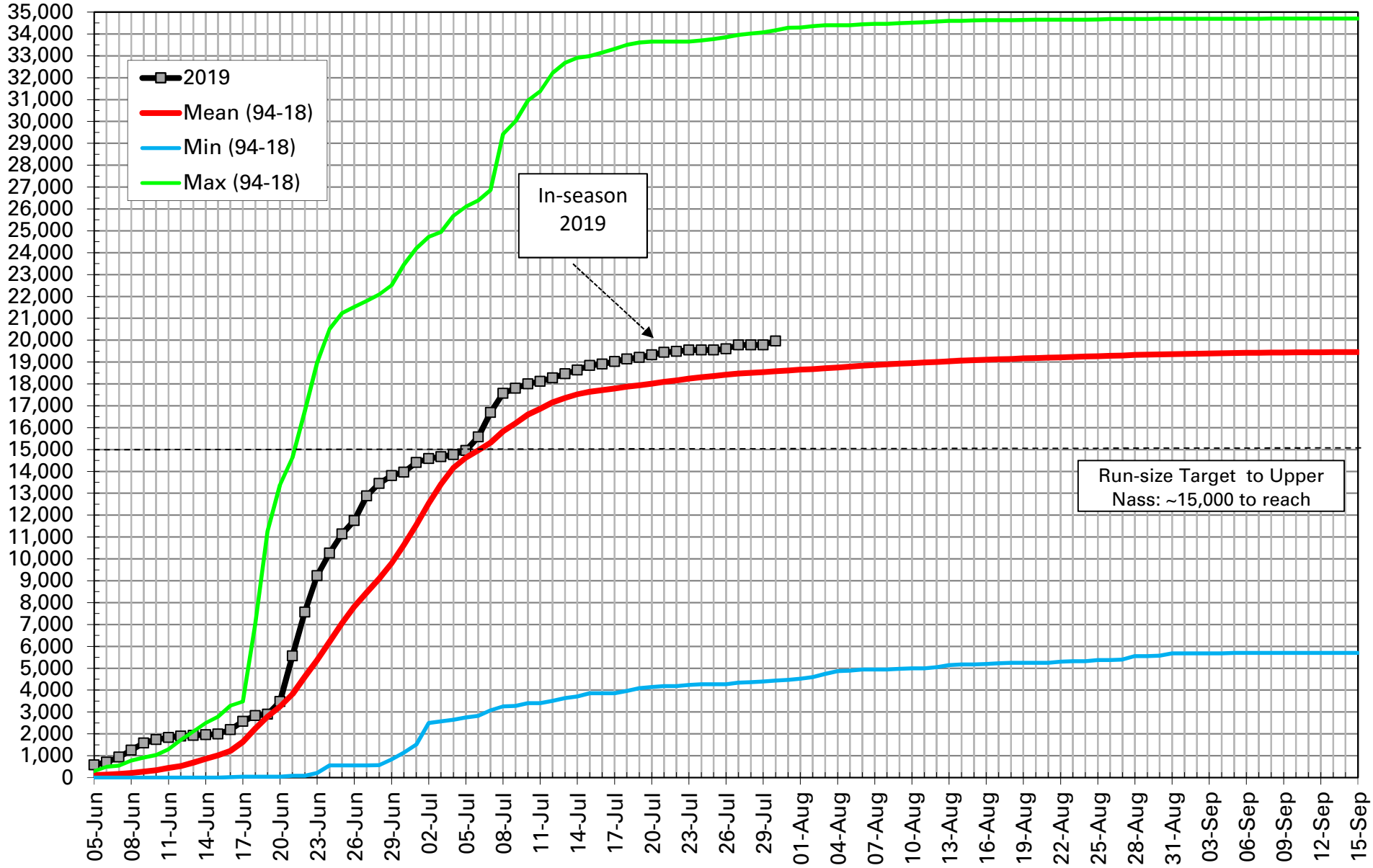

2019-07-31

Cumulative Nass Adult Coho Run Size to Gitwinksihlkw 2019 vs. 94-18 Mean, Minimum and Maximum returns (before up river harvests)

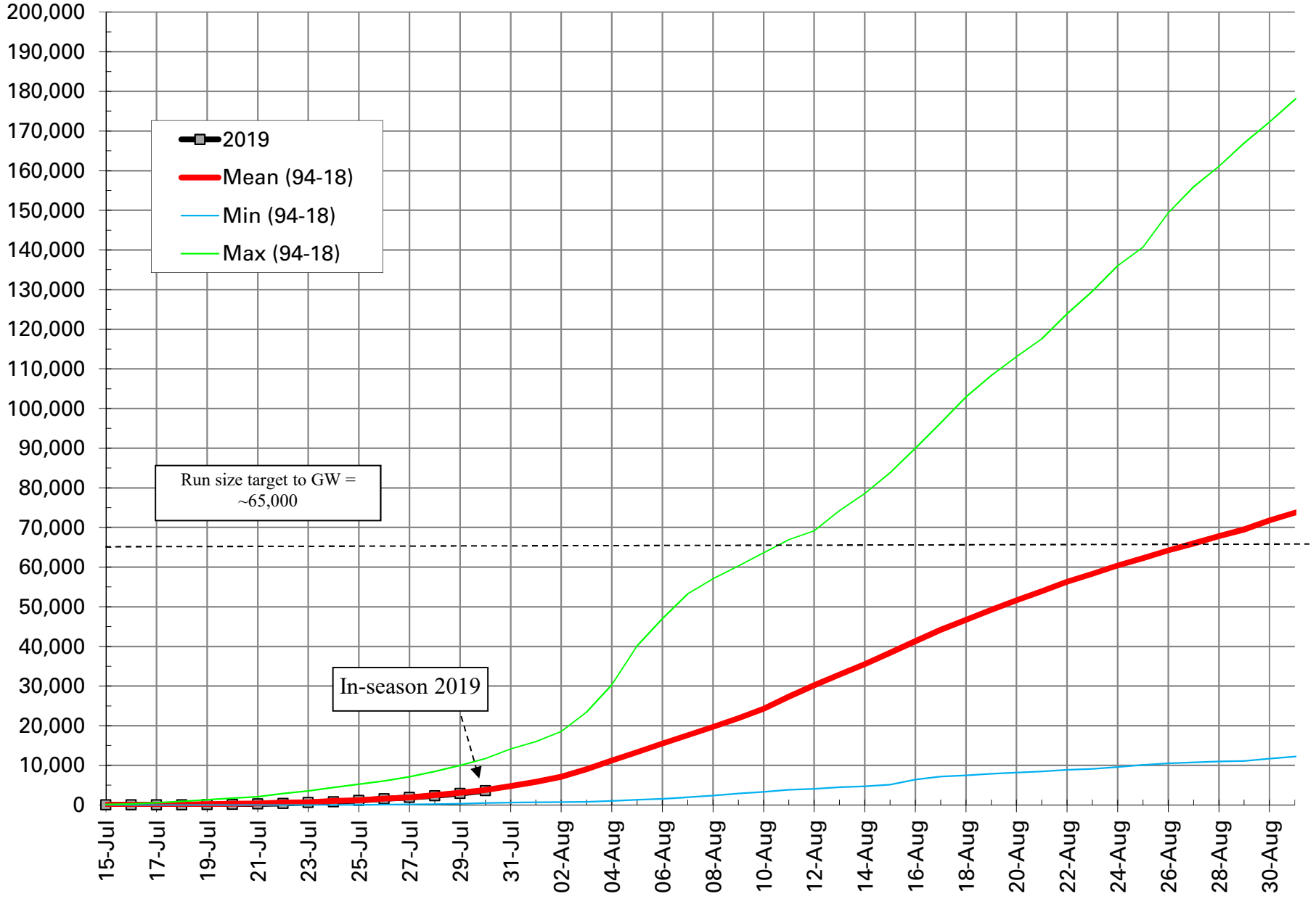

Cumulative Nass Adult Summer-run Steelhead Return to Gitwinksihlkw 2019 vs. 94-18 Mean, Minimum and Maximum returns (before up river harvests)

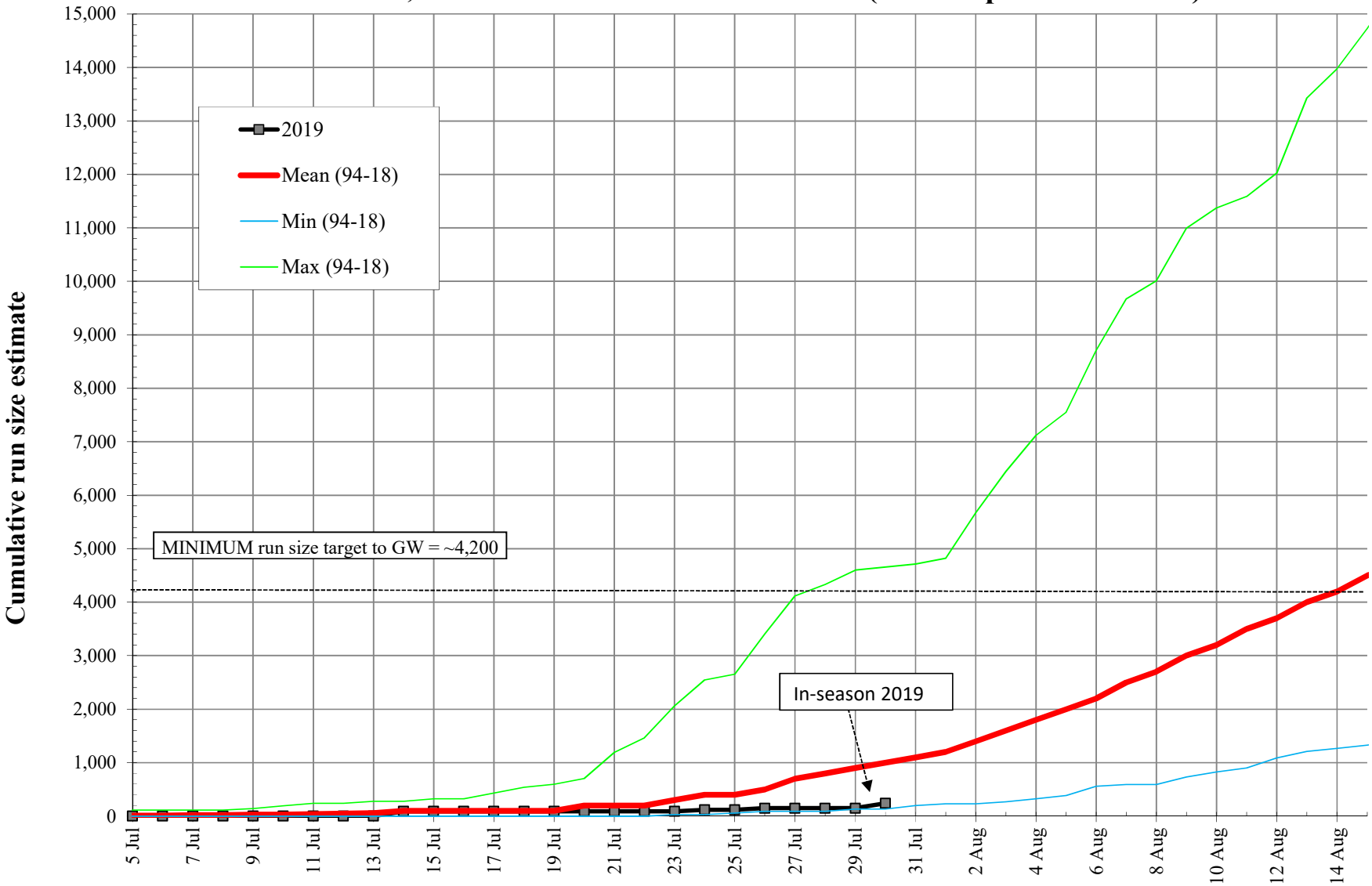

Cumulative Daily Run Sizes of Adult Nass River Sockeye Salmon (≥ 45 cm NFL) to Gitwinksihlkw Fishwheels, 2000-2019.

Note: In-season cum. values with yellow shading are preliminary and will change as these fish pass the upper fishwheels to finalize mark-recapture data over a 5-d period.

Date	2000	2001	2002	2003	2004	2005	2006	2007	2008	2009	2010	2011	2012	2013	2014	2015	2016	2017	2018	IN-SEASON (FW-MR) 2019 Cum	Mean (94-18)	2019 Daily
01-Jun													216				0	0	0		100	
02-Jun										175	119	0	809	0	0		0	0	0		100	
03-Jun										175	119	0	1,173	93	275		0	0	0	65	200	65
04-Jun										175	158	0	1,609	278	687	0	127	14	34	129	300	65
05-Jun										175	238	0	2,646	432	824	283	190	58	34	196	400	67
06-Jun						40			207	175	360	25	3,245	494	1,510	534	318	101	67	263	500	67
07-Jun						121			326	175	401	75	3,682	572	2,060	1,069	445	173	67	364	700	101
08-Jun		864				229	52		533	175	441	275	4,754	788	3,444	1,699	604	216	135	532	900	168
09-Jun		1,326				229	234		741	175	645	524	6,136	1,070	5,060	1,983	732	245	135	901	1,200	369
10-Jun		1,505				229	468		1,127	175	645	699	7,027	1,523	7,644	2,141	987	245	232	1,236	1,400	335
11-Jun		1,521			174	364	469		1,542	175	849	1,024	7,398	2,071	10,921	2,487	1,210	245	264	1,527	1,700	291
12-Jun	111	1,814			1,059	836	469		1,928	175	1,134	1,322	7,413	3,136	15,583	3,811	1,784	245	296	2,174	2,200	647
13-Jun	111	2,577			1,783	1,196	469		2,314	175	1,294	1,620	7,413	4,137	21,491	5,102	2,263	245	361	2,462	2,900	288
14-Jun	111	2,756		1,511	2,375	1,723	469	0	2,551	175	1,414	2,366	8,430	5,436	25,737	7,208	2,773	282	393	2,795	3,300	333
15-Jun	111	3,032		5,204	3,328	2,250	469	154	2,758	175	1,733	3,484	10,465	7,174	28,694	9,911	2,933	505	716	3,798	4,300	1,002
16-Jun	553	3,877		10,343	4,973	3,776	469	488	3,466	1,773	2,092	5,671	12,009	8,441	34,958	14,815	3,188	703	1,426	5,802	5,800	2,005
17-Jun	2,517	4,832		15,268	8,689	6,161	469	561	4,587	4,447	2,691	6,690	12,082	9,108	41,540	20,661	3,411	826	2,161	8,454	7,500	2,652
18-Jun	4,342	6,216		20,996	17,734	9,656	469	561	6,210	8,336	4,327	9,126	12,446	10,816	50,857	26,413	3,762	1,378	3,281	9,675	10,000	1,221
19-Jun	7,799	6,687		27,393	23,851	11,760	667	561	9,868	13,233	6,282	10,577	13,478	12,777	57,344	34,868	4,271	2,018	3,857	14,428	12,600	4,753
20-Jun	11,781	7,033		39,866	24,670	13,426	2,818	659	13,792	17,748	9,109	12,107	13,711	13,684	61,573	40,714	5,161	2,431	4,304	19,764	15,200	5,336
21-Jun	17,506	7,075	29,917	49,020	24,670	15,863	5,018	1,077	19,605	23,523	12,059	13,836	14,572	15,845	65,738	46,705	6,528	2,883	4,528	28,181	18,800	8,418
22-Jun	24,476	7,075	53,842	52,179	24,670	21,386	8,356	1,616	23,216	31,305	16,811	16,598	17,368	18,620	68,743	56,095	8,816	3,422	4,816	35,727	22,900	7,546
23-Jun	32,662	7,075	75,318	55,636	24,670	26,505	13,795	2,573	24,852	40,581	23,210	19,996	17,866	24,605	70,093	65,771	11,582	4,463	4,976	44,714	27,200	8,988
24-Jun	42,231	7,741	84,932	63,106	24,670	31,011	18,170	7,209	30,400	53,871	28,552	24,229	17,866	32,181	73,868	75,066	13,807	5,303	5,753	54,037	31,800	9,323
25-Jun	55,229	10,934	88,616	70,810	24,670	33,641	20,639	10,058	36,366	65,154	33,615	26,911	17,866	34,456	75,537	82,174	16,858	6,401	7,696	60,610	35,400	6,573
26-Jun	72,182	16,443	91,072	76,530	26,511	35,773	22,750	15,416	40,975	72,579	39,888	30,271	17,866	44,050	78,019	88,498	19,816	7,698	14,593	67,321	39,800	6,711
27-Jun	79,898	22,058	91,072	80,990	29,568	38,720	24,384	22,065	45,804	79,358	45,962	35,037	17,888	51,420	87,281	92,872	23,117	8,782	25,925	72,878	44,100	5,557
28-Jun	79,898	25,084	91,072	84,831	35,665	42,868	26,461	29,196	50,633	86,952	51,354	39,940	18,832	77,165	91,753	96,785	26,471	10,051	41,694	77,674	49,100	4,796
29-Jun	79,898	26,779	98,717	86,967	41,467	48,063	31,347	36,770	54,242	91,203	55,440	43,995	31,382	91,289	94,676	102,875	31,119	11,449	47,781	81,260	54,300	3,587
30-Jun	79,898	30,487	102,127	89,504	48,006	54,382	37,066	43,172	58,643	94,237	58,436	48,384	42,726	96,013	97,207	108,877	34,394	13,232	51,537	87,637	59,800	6,377
01-Jul	85,966	33,888	108,610	92,742	51,160	58,517	41,833	45,336	67,993	97,871	61,322	52,772	55,482	100,305	98,557	119,099	36,586	14,430	56,901	94,294	65,200	6,656
02-Jul	103,938	35,981	126,584	93,809	56,227	61,515	46,050	48,452	76,305	102,054	62,848	55,662	75,066	104,651	101,507	126,156	38,038	16,189	59,136	102,780	70,900	8,487
03-Jul	112,961	37,197	160,994	96,534	62,259	63,453	52,191	53,305	76,305	105,208	63,774	58,654	88,722	108,543	103,801	132,554	40,013	18,975	60,822	110,908	76,500	8,128
04-Jul	115,310	38,313	196,911	99,054	65,054	64,892	59,800	59,239	76,305	107,865	64,777	60,738	95,873	111,235	104,522	139,039	42,466	22,723	62,935	113,511	81,200	2,602
05-Jul	117,760	39,513	224,762	101,438	69,166	67,550	66,871	62,785	76,305	110,495	66,514	62,650	98,807	112,684	106,109	145,982	44,770	27,040	64,500	115,936	85,700	2,425
06-Jul	117,760	40,914	233,579	103,953	74,438	69,271	71,193	64,873	76,305	112,850	68,813	65,152	103,551	113,873	108,589	153,038	48,449	31,961	66,511	118,478	89,300	2,542
07-Jul	117,958	42,161	240,891	106,318	79,176	72,042	74,310	71,881	86,686	115,714	73,241	69,761	105,938	116,880	110,309	159,675	52,159	34,307	69,112	121,390	93,600	2,911
08-Jul	120,535	45,210	243,807	109,093	88,294	75,611	78,513	76,646	96,917	117,862	80,018	72,385	107,844	119,621	112,591	165,412	54,672	36,132	72,052	124,421	97,900	3,031
09-Jul	126,179	46,974	247,158	111,492	94,159	77,789	81,699	81,381	105,678	122,393	83,125	73,734	109,302	122,422	114,737	171,704	57,634	41,552	75,339	128,597	102,000	4,177
10-Jul	132,168	49,577	250,162	113,304	100,632	81,564	84,898	85,702	112,694	125,670	87,773	74,808	110,104	125,989	116,806	178,531	62,294	47,060	78,371	130,462	105,800	1,865
11-Jul	135,632	50,732	255,678	115,573	104,618	85,967	89,194	86,278	117,038	129,196	93,589	76,521	110,617	128,878	118,206	184,230	66,419	54,638	81,056	131,706	109,400	1,244
12-Jul	140,067	54,206	259,269	117,890	108,888	90,486	94,456	86,278	119,205	131,682	98,109	79,745	111,188	131,649	120,808	194,202	70,260	61,027	83,718	134,072	113,200	2,366
13-Jul	142,248	56,301	261,891	119,333	115,590	95,442	99,692	86,278	122,817	134,647	101,199	85,035	113,917	132,769	123,616	200,631	73,850	66,447	85,663	137,700	116,800	3,628
14-Jul	145,873	59,389	264,572	122,672	121,616	100,230	103,675	86,278	126,974	137,077	103,602	95,295	117,312	134,614	127,659	207,687	76,967	70,941	87,793	140,100	120,500	2,400
15-Jul	147,184	61,634	267,697	124,472	128,259	102,695	105,908	86,278	131,854	139,073	106,100	104,110	120,872	137,242	132,123	212,945	82,257	75,436	89,844	144,150	124,100	4,050
16-Jul	149,032	66,920	270,225	127,797	130,229	104,339	109,428	86,278	137,633	141,826	106,863	112,758	124,421	141,659	136,082	218,285	88,208	80,836	92,018	148,055	127,700	3,906
17-Jul	150,546	72,272	276,077	130,616	133,526	108,093	112,389	86,278	142,705	144,324	107,740	117,770	126,835	147,866	141,276	221,173	92,180	85,383	94,836	151,947	131,600	3,891
18-Jul	151,917	79,555	281,561	134,275	137,506	115,877	115,909	90,356	145,257	146,419	110,337	124,416	131,634	155,582	146,751	226,540	97,518	89,456	99,184	154,679	136,000	2,732
19-Jul	153,443	83,510	286,433	136,231	141,050	123,640	118,705	93,290	147,135	147,982	113,473	133,203	137,302	162,850	150,907	229,559	102,793	94,098	103,195	156,688	140,100	2,008
20-Jul	154,540	87,412	291,060	142,802	146,018	133,291	122,554	96,029	150,432	150,540	118,716	142,564	145,152	170,566	157,059	232,455	109,879	99,309	106,625	158,662	144,900	1,975
21-Jul	155,565	87,412	298,146	146,769	149,068	138,063	127,308	98,444	154,763	154,254	124,889	150,394	152,975	179,125	161,865	234,426	120,429	104,472	111,249	162,043	149,900	3,381
22-Jul	157,711	87,412	303,763	155,140	153,585	141,224	132,341	104,582	160,692	159,775	129,446	157,389	156,631	185,644	168,786	239,499	131,233	109,493	115,864	165,679	155,100	3,636
23-Jul	160,552	87,412	312,922	162,777	157,073	145,381	137,407	109,959	166,548	165,073	134,395	164,784	163,011	192,810	174,522	247,385	137,207	112,967	121,432	169,256	160,400	3,577
24-Jul	164,377	90,640	327,029	169,680	162,273	149,641	142,267	115,406	170,288	168,584	140,324	170,836	170,726	198,234	178,271	258,659	143,986	115,863	126,223	172,325	166,100	3,069
25-Jul	166,023	105,836	341,720	178,156	168,096	156,127	147,694	122,367	174,224	172,279	147,993	178,246	177,785	201,618	183,173	271,453	149,919	118,952	130,712	175,319	172,500	2,994
26-Jul	167,250	115,745	350,102	184,640	172,054	159,454	153,516	126,666	176,586	175,539	154,849	185,612	183,755	204,355	187,531	280,462	155,537	123,971	134,976	180,801	177,700	5,482
27-Jul	169,235	123,371	363,712	193,640	177,124	162,134	157,139	131,250	180,074	180,032	163,274	190,781	186,195	207,341	192,399	289,282	162,945	128,990	139,491	184,212	183,100	3,410
28-Jul	171,236	129,728	372,164	200,701	180,082	167,328	162,291	136,809	184,998	186,305	171,932	195,089	188,864	212,549	196,658	300,099	170,666	133,855	143,981	187,794	188,700	3,583
29-Jul	172,366	140,409	380,138	208,176	182,136	172,461	167,477	140,439	187,783	192,649	177,858	200,366	195,124	215,940	201,096	308,476	176,755	140,959	148,657	191,507	194,100	3,712
30-Jul	175,368	147,982	389,306	218,780	184,304	175,767	172,296	144,996	192,150	196,068	182,855	205,449	198,678	218,059	204,568	321,783	181,903	144,783	151,524	195,651	199,000	4,144
31-Jul	178,241	156,115	399,998	229,746	187,131	181,258	176,878	148,868	196,898	202,306	187,793	211,923	202,672	219,876	209,256	327,311	186,207	149,740	158,856		204,300	

Cumulative Daily Run Sizes of Adult Nass River Chinook Salmon (≥ 50 cm NFL) to Gitwinksihlkw Fishwheels, 2000-2019. **IN-SEASON**

Note: In-season cum. values with yellow shading are preliminary and will change as mark-recapture data finalize over a 5-d period as fish pass the upper fishwheels.

Date	2000	2001	2002	2003	2004	2005	2006	2007	2008	2009	2010	2011	2012	2013	2014	2015	2016	2017	2018	2019 Cum	Mean (94-18)	2019 Daily
01-Jun-19											0	0	8	0	0	0	0	0	49	**0**	**10**	
02-Jun-19											0	0	24	0	0	0	0	0	147	**64**	**20**	64
03-Jun-19											0	0	24	17	97	0	46	0	245	**161**	**50**	97
04-Jun-19											123	0	24	50	97	0	69	25	293	**290**	**80**	129
05-Jun-19										0	245	0	47	67	162	59	92	50	293	**579**	**120**	290
06-Jun-19						14			23	0	490	0	71	67	292	88	115	151	293	**708**	**140**	129
07-Jun-19		23				72			69	0	552	21	71	84	486	133	229	202	342	**933**	**170**	225
08-Jun-19		168				72	47		115	0	736	106	95	135	778	177	321	227	342	**1,255**	**210**	322
09-Jun-19		306				72	141		138	0	920	212	103	168	907	177	413	252	342	**1,577**	**270**	322
10-Jun-19		345				72	157		208	0	981	212	126	303	1,037	177	550	252	342	**1,738**	**340**	161
11-Jun-19		352			16	101	157		600	0	1,226	212	134	319	1,296	251	711	252	391	**1,834**	**440**	97
12-Jun-19	32	559			49	174	157		669	0	1,287	276	142	319	1,717	487	917	252	538	**1,899**	**530**	64
13-Jun-19	32	1,248			98	405	157		669	0	1,533	467	142	353	2,106	811	1,330	303	587	**1,931**	**690**	32
14-Jun-19	32	1,409		31	147	506	157		715	0	1,655	616	142	488	2,495	1,976	1,537	353	783	**1,963**	**850**	32
15-Jun-19	32	1,471		279	245	550	157		738	0	1,839	722	300	622	2,787	2,403	1,583	555	880	**1,995**	**1,010**	32
16-Jun-19	162	1,731		1,164	636	665	157	25	853	159	2,513	892	458	689	2,949	2,624	1,697	656	1,174	**2,189**	**1,220**	193
17-Jun-19	851	2,252		2,513	1,908	1,143	157	37	1,222	319	2,759	977	458	689	3,337	3,170	1,812	757	1,419	**2,575**	**1,630**	386
18-Jun-19	1,411	2,903		5,042	3,946	2,068	157	37	1,315	546	3,372	1,253	490	723	3,726	3,361	2,018	908	1,761	**2,832**	**2,240**	257
19-Jun-19	2,014	3,209		6,035	4,386	2,633	173	37	1,730	865	4,107	1,401	506	807	4,018	3,730	2,179	1,186	1,908	**2,897**	**2,780**	64
20-Jun-19	2,930	3,278		7,059	4,418	2,864	361	37	2,168	1,275	5,088	1,593	521	841	4,309	4,172	2,569	1,287	1,908	**3,476**	**3,250**	579
21-Jun-19	4,190	3,278	866	11,838	4,418	3,153	896	86	2,629	2,345	6,682	1,869	529	942	4,504	5,086	2,844	1,312	1,908	**5,568**	**3,810**	2,092
22-Jun-19	5,482	3,278	2,553	16,771	4,418	3,732	1,760	86	2,883	4,484	8,521	2,187	545	1,059	4,893	6,767	3,119	1,337	1,908	**7,563**	**4,620**	1,995
23-Jun-19	7,453	3,278	4,421	18,974	4,418	4,600	3,284	210	2,883	6,738	9,992	2,718	553	1,110	4,957	7,976	3,394	1,489	1,957	**9,237**	**5,360**	1,674
24-Jun-19	9,457	3,286	5,816	20,510	4,418	6,133	5,357	1,479	3,114	11,109	11,402	3,164	553	1,227	5,638	9,259	3,761	1,791	2,006	**10,267**	**6,210**	1,030
25-Jun-19	11,665	3,692	6,144	21,240	4,418	7,840	9,662	1,886	3,483	15,388	12,689	3,461	553	1,244	5,735	10,615	4,358	1,867	2,201	**11,136**	**7,060**	869
26-Jun-19	12,752	6,380	6,354	21,519	4,418	9,286	12,553	2,613	4,475	15,912	13,916	3,843	553	1,396	5,800	11,676	4,954	2,044	3,180	**11,747**	**7,810**	611
27-Jun-19	12,979	9,827	6,354	21,798	4,484	9,966	13,024	3,919	5,766	16,686	15,080	4,311	553	1,513	6,318	12,148	5,367	2,094	5,772	**12,874**	**8,460**	1,126
28-Jun-19	12,979	10,546	6,354	22,093	4,516	10,472	13,134	5,201	6,873	20,100	15,938	4,757	569	3,094	6,902	12,826	5,711	2,145	7,631	**13,453**	**9,090**	579
29-Jun-19	12,979	10,738	8,168	22,512	4,908	11,022	13,590	5,571	7,289	22,172	16,551	5,181	830	5,313	7,582	14,168	6,583	2,246	8,707	**13,807**	**9,800**	354
30-Jun-19	12,979	11,067	9,864	22,776	5,658	11,268	16,292	6,076	7,496	23,447	16,735	5,861	1,138	6,625	8,198	14,890	7,064	2,296	9,490	**13,968**	**10,630**	161
01-Jul-19	13,140	13,495	10,821	22,900	6,130	11,514	19,340	6,187	8,027	24,198	16,858	6,901	1,509	7,096	8,684	15,849	7,477	2,448	10,370	**14,403**	**11,550**	435
02-Jul-19	13,754	19,538	11,933	22,915	7,370	11,731	21,414	6,434	8,811	24,721	16,919	7,475	2,584	7,516	9,170	16,999	7,798	2,498	10,615	**14,587**	**12,540**	184
03-Jul-19	14,734	24,501	12,544	23,117	9,163	12,049	22,419	7,679	8,811	24,949	17,103	8,324	4,243	7,684	9,591	17,765	7,913	2,574	11,055	**14,668**	**13,420**	81
04-Jul-19	15,251	25,688	13,291	23,427	10,761	12,382	23,001	11,968	8,811	25,382	17,226	8,515	5,586	8,155	9,591	18,620	7,959	2,649	11,251	**14,766**	**14,160**	98
05-Jul-19	15,413	26,110	13,829	23,877	12,408	12,657	23,535	13,287	8,811	25,837	17,226	8,685	6,076	8,727	9,753	19,078	8,096	2,750	11,495	**14,953**	**14,630**	188
06-Jul-19	15,413	26,393	14,385	24,637	13,337	12,671	23,786	13,521	8,811	26,087	17,348	8,812	6,834	8,979	10,304	19,387	8,234	2,826	11,642	**15,577**	**14,960**	624
07-Jul-19	15,424	26,860	14,786	25,211	13,386	12,729	24,053	15,924	8,857	26,224	17,410	9,046	7,451	9,265	10,498	19,579	8,624	3,078	11,789	**16,696**	**15,310**	1,118
08-Jul-19	15,553	29,418	15,051	25,956	13,467	13,033	24,116	19,807	9,872	26,338	17,839	9,195	7,688	9,332	10,725	19,741	8,807	3,255	12,082	**17,568**	**15,830**	873
09-Jul-19	15,919	30,008	15,124	26,189	13,630	13,510	24,242	21,878	12,224	26,543	18,023	9,301	7,806	9,433	11,049	19,756	9,037	3,280	12,180	**17,801**	**16,200**	233
10-Jul-19	16,414	30,958	15,224	26,406	13,859	14,103	24,367	23,110	15,799	26,747	18,145	9,471	7,814	9,466	11,243	19,770	9,220	3,406	12,327	**18,002**	**16,600**	201
11-Jul-19	16,835	31,379	15,279	26,530	14,169	14,551	24,587	23,172	18,152	26,952	18,268	9,556	7,814	9,550	11,373	19,829	9,289	3,406	12,474	**18,112**	**16,860**	109
12-Jul-19	18,170	32,221	15,306	26,654	14,690	14,754	25,137	23,172	19,190	26,998	18,391	9,640	7,814	9,567	11,827	20,051	9,381	3,507	12,718	**18,269**	**17,160**	158
13-Jul-19	18,762	32,681	15,370	26,732	15,342	14,884	26,064	23,172	19,351	27,066	18,513	9,768	7,822	9,584	11,956	20,286	9,472	3,633	12,767	**18,468**	**17,360**	198
14-Jul-19	19,355	32,911	15,406	26,840	15,783	15,043	26,661	23,172	19,513	27,294	18,574	9,895	7,932	9,635	12,086	20,493	9,541	3,709	12,816	**18,638**	**17,530**	170
15-Jul-19	19,592	32,987	15,443	26,996	15,946	15,130	26,834	23,172	19,836	27,521	18,697	10,023	8,011	9,651	12,151	20,581	9,564	3,861	12,914	**18,849**	**17,640**	211
16-Jul-19	19,786	33,148	15,452	27,058	16,027	15,159	26,944	23,172	20,043	27,544	18,697	10,108	8,035	9,651	12,183	20,655	9,610	3,861	13,256	**18,911**	**17,720**	62
17-Jul-19	19,980	33,317	15,507	27,213	16,027	15,246	27,148	23,172	20,159	27,749	18,758	10,235	8,043	9,668	12,183	20,714	9,610	3,861	13,403	**19,020**	**17,790**	109
18-Jul-19	20,023	33,508	15,534	27,476	16,092	15,304	27,227	23,283	20,228	27,863	18,758	10,362	8,138	9,752	12,248	20,788	9,610	3,961	13,403	**19,137**	**17,870**	117
19-Jul-19	20,087	33,608	15,543	27,709	16,174	15,390	27,352	23,369	20,274	27,954	18,881	10,426	8,304	9,786	12,313	20,802	9,633	4,088	13,452	**19,208**	**17,940**	71
20-Jul-19	20,163	33,654	15,580	27,926	16,223	15,434	27,384	23,542	20,297	28,022	18,881	10,490	8,628	9,803	12,345	20,817	9,633	4,138	13,648	**19,325**	**18,010**	117
21-Jul-19	20,173	33,654	15,607	28,082	16,272	15,506	27,478	23,862	20,343	28,159	19,065	10,554	9,102	9,819	12,377	20,832	9,656	4,189	13,745	**19,445**	**18,100**	120
22-Jul-19	20,173	33,654	15,625	28,159	16,288	15,506	27,525	24,257	20,389	28,318	19,126	10,596	9,204	9,853	12,539	20,847	9,702	4,189	13,843	**19,482**	**18,160**	36
23-Jul-19	20,249	33,654	15,671	28,268	16,304	15,622	27,525	24,700	20,412	28,432	19,126	10,660	9,291	9,887	12,669	20,935	9,748	4,239	14,186	**19,547**	**18,240**	65
24-Jul-19	20,335	33,700	15,680	28,361	16,386	15,651	27,541	25,082	20,412	28,477	19,126	10,702	9,552	9,904	12,702	21,009	9,771	4,264	14,381	**19,547**	**18,310**	0
25-Jul-19	20,378	33,769	15,707	28,438	16,516	15,680	27,541	25,551	20,459	28,500	19,126	10,787	9,789	9,904	12,702	21,038	9,771	4,264	14,430	**19,547**	**18,360**	0
26-Jul-19	20,421	33,853	15,707	28,531	16,533	15,723	27,572	25,748	20,528	28,591	19,187	10,830	9,892	9,937	12,799	21,127	9,771	4,264	14,577	**19,607**	**18,420**	60
27-Jul-19	20,432	33,960	15,735	28,563	16,630	15,766	27,588	25,994	20,574	28,637	19,187	10,872	9,955	9,937	12,831	21,156	9,771	4,340	14,675	**19,777**	**18,470**	170
28-Jul-19	20,443	34,021	15,744	28,609	16,647	15,766	27,604	26,192	20,620	28,705	19,249	10,893	9,995	9,937	12,961	21,245	9,839	4,365	14,675	**19,777**	**18,510**	0
29-Jul-19	20,453	34,075	15,753	28,656	16,696	15,795	27,604	26,266	20,666	28,728	19,310	10,915	10,058	9,971	12,961	21,245	9,954	4,390	14,675	**19,777**	**18,540**	0
30-Jul-19	20,497	34,167	15,789	28,764	16,728	15,810	27,667	26,364	20,689	28,751	19,371	10,936	10,137	9,988	12,993	21,348	10,023	4,441	14,675	**19,962**	**18,580**	185
31-Jul-19	20,540	34,282	15,808	28,857	16,777	15,824	27,714	26,438	20,689	28,842	19,371	10,936	10,240	9,988	13,026	21,377	10,069	4,466	14,675		**18,610**	

Cumulative Daily Run Sizes of Adult Nass River Coho Salmon (≥ 40 cm NFL) to Gitwinksihlkw Fishwheels, 2000-2019.

Date	2000	2001	2002	2003	2004	2005	2006	2007	2008	2009	2010	2011	2012	2013	2014	2015	2016	2017	2018	In-season 2019	Mean Cum (94-18)	Daily 2019
16-Jun-19	0	0	0	0	0	0	0	0	0	0	0	0	0	0	0	0	0	0	0	**25**	**0**	25
17-Jun-19	0	0	0	0	0	0	0	0	0	0	0	0	0	0	0	0	0	0	0	**25**	**0**	0
18-Jun-19	0	0	0	0	0	0	0	0	0	0	0	0	0	0	0	0	0	0	0	**25**	**0**	0
19-Jun-19	0	0	0	0	0	0	0	0	0	0	0	0	0	0	0	0	0	0	0	**25**	**0**	0
20-Jun-19	0	0	0	0	0	0	0	0	0	0	0	0	0	0	0	0	0	0	0	**25**	**0**	0
21-Jun-19	0	0	0	0	0	0	0	0	0	0	0	0	0	0	0	0	0	0	0	**25**	**0**	0
22-Jun-19	0	0	0	0	0	0	0	0	0	0	0	0	0	0	0	0	0	0	0	**25**	**0**	0
23-Jun-19	0	0	0	0	0	0	0	0	0	0	0	0	0	0	0	0	0	0	0	**25**	**0**	0
24-Jun-19	0	0	0	0	0	0	0	0	0	0	0	0	0	0	0	0	0	0	0	**25**	**0**	0
25-Jun-19	0	0	0	0	0	0	0	0	0	0	0	0	0	0	0	0	0	0	0	**25**	**0**	0
26-Jun-19	0	0	0	0	0	0	0	0	0	0	0	0	0	0	0	0	0	0	0	**25**	**0**	0
27-Jun-19	0	0	0	0	0	0	0	0	0	0	0	0	0	0	0	0	0	0	0	**25**	**0**	0
28-Jun-19	0	0	0	0	0	0	0	0	0	0	0	0	0	0	0	0	0	0	0	**25**	**0**	0
29-Jun-19	0	0	0	0	0	0	0	0	0	0	0	0	0	0	0	0	0	0	0	**25**	**0**	0
30-Jun-19	0	0	0	0	0	0	0	0	0	0	0	0	0	0	0	0	0	0	0	**25**	**0**	0
1-Jul-19	0	0	0	0	0	0	0	0	0	0	0	0	0	0	0	0	0	0	0	**25**	**0**	0
2-Jul-19	0	0	0	0	0	0	0	0	0	0	0	0	0	0	0	0	0	0	0	**25**	**0**	0
3-Jul-19	0	0	0	0	0	0	0	0	0	0	0	0	0	0	0	0	0	0	0	**25**	**0**	0
4-Jul-19	0	0	0	0	0	0	0	0	0	0	0	0	0	0	0	0	0	0	0	**25**	**0**	0
5-Jul-19	0	0	0	0	0	0	0	0	0	0	0	0	0	0	0	0	0	0	0	**25**	**0**	0
6-Jul-19	0	0	0	0	0	0	0	0	0	0	0	0	0	0	0	0	0	0	0	**25**	**0**	0
7-Jul-19	0	0	0	0	0	0	0	0	0	0	0	0	0	0	0	0	0	0	0	**25**	**0**	0
8-Jul-19	0	0	0	0	0	0	0	0	0	0	0	0	0	0	0	0	31	21	0	**25**	**2**	0
9-Jul-19	0	0	0	0	0	0	0	0	0	0	0	0	0	0	0	0	31	21	0	**25**	**2**	0
10-Jul-19	0	0	0	0	0	0	0	0	0	0	0	0	0	0	0	0	62	21	0	**25**	**3**	0
11-Jul-19	0	0	0	0	0	19	0	0	0	0	0	0	0	30	0	0	62	21	0	**25**	**10**	0
12-Jul-19	0	0	0	32	0	39	0	0	16	32	0	0	0	30	0	0	62	42	0	**25**	**10**	0
13-Jul-19	0	0	0	32	16	39	0	0	33	32	0	0	0	30	0	0	92	42	0	**50**	**10**	25
14-Jul-19	0	0	33	63	16	39	0	0	33	64	0	0	0	119	0	0	123	42	0	**50**	**20**	0
15-Jul-19	0	0	33	127	32	39	29	0	49	64	47	0	0	119	0	23	154	84	39	**50**	**30**	0
16-Jul-19	0	0	33	190	65	39	29	0	66	64	71	0	0	238	0	45	246	105	39	**50**	**50**	0
17-Jul-19	0	0	66	190	113	96	72	0	99	159	95	0	0	565	19	113	370	189	39	**50**	**90**	0
18-Jul-19	25	0	66	190	161	116	173	0	99	222	142	239	26	891	37	227	585	231	39	**50**	**100**	0
19-Jul-19	51	0	66	317	210	154	288	0	165	318	284	342	38	1,337	74	294	739	357	39	**101**	**200**	50
20-Jul-19	51	0	66	412	403	193	447	25	329	477	332	512	64	1,723	148	317	1,016	588	116	**176**	**300**	75
21-Jul-19	101	0	265	508	500	193	562	25	379	699	474	649	103	2,110	333	385	1,416	945	154	**251**	**400**	75
22-Jul-19	127	0	563	698	629	251	634	25	461	1,048	616	820	115	2,912	500	521	2,002	1,366	309	**377**	**600**	126
23-Jul-19	152	0	629	1,301	742	771	778	25	692	1,557	711	1,195	205	3,536	870	634	2,340	1,660	309	**603**	**700**	226
24-Jul-19	202	0	795	1,777	1,161	1,041	908	99	972	2,065	876	1,400	231	4,398	1,314	702	3,264	1,849	463	**805**	**1,000**	201
25-Jul-19	228	49	894	2,411	1,629	1,368	1,124	669	1,334	2,383	1,066	1,571	384	5,259	1,684	997	3,849	2,437	733	**1,131**	**1,200**	327
26-Jul-19	329	81	1,060	2,982	2,000	1,657	1,427	818	1,647	3,145	1,350	1,912	449	6,091	2,332	1,404	4,742	2,920	1,081	**1,534**	**1,600**	402
27-Jul-19	405	146	1,226	3,427	2,807	1,869	1,657	1,065	2,009	4,670	1,918	2,356	564	7,102	2,924	1,654	5,327	3,635	1,312	**1,886**	**1,900**	352
28-Jul-19	658	211	1,755	4,347	3,404	2,197	2,118	1,462	2,503	6,259	2,416	2,698	730	8,439	4,183	2,084	6,651	3,971	2,007	**2,313**	**2,500**	427
29-Jul-19	759	454	2,451	5,172	3,968	2,525	2,997	1,635	2,767	7,816	3,363	3,074	987	10,014	5,275	2,311	7,914	5,484	2,741	**2,917**	**3,100**	603
30-Jul-19	1,088	908	3,875	6,123	4,662	2,737	3,703	2,478	3,508	8,673	4,216	4,098	1,333	11,707	6,219	2,945	9,392	6,513	2,856	**3,621**	**3,800**	704
31-Jul-19	1,493	1,557	4,736	7,361	5,711	3,373	4,640	2,998	4,249	10,897	6,111	5,225	1,833	14,144	7,477	3,285	11,578	8,068	4,014		**4,800**	
1-Aug-19	2,100	2,432	5,664	8,122	6,904	4,221	5,879	3,791	5,188	12,708	7,437	6,352	2,755	15,957	9,513	3,624	13,426	11,640	5,134		**5,800**	
2-Aug-19	2,733	3,713	6,790	9,233	7,840	4,741	7,537	4,683	5,912	15,155	9,877	8,708	3,742	18,512	12,289	4,213	15,920	15,065	6,137		**7,100**	
3-Aug-19	5,365	4,945	8,678	11,295	8,421	5,338	8,891	5,426	7,049	23,225	13,074	10,587	4,793	23,415	17,675	5,391	18,537	18,678	6,330		**9,000**	
4-Aug-19	12,830	6,275	11,394	13,104	9,824	5,705	10,606	6,169	8,762	30,310	16,461	12,328	5,754	27,872	22,135	7,000	20,231	23,742	8,376		**11,200**	
5-Aug-19	16,778	7,459	13,315	14,309	11,308	6,379	12,047	7,433	11,298	40,159	20,061	13,285	6,831	32,924	24,985	7,702	23,803	28,595	10,537		**13,300**	
6-Aug-19	20,296	8,237	14,607	16,879	13,776	6,957	13,949	8,399	13,982	46,989	23,330	14,275	8,676	35,954	28,076	8,630	29,069	31,285	13,008		**15,500**	
7-Aug-19	26,218	9,761	15,865	19,290	14,373	8,210	15,505	9,192	16,897	53,280	26,006	15,641	11,201	38,956	30,704	9,423	32,363	34,037	15,015		**17,600**	
8-Aug-19	30,520	12,809	17,886	21,892	16,922	9,540	16,990	10,282	19,137	57,093	28,588	16,632	14,405	42,818	33,295	10,443	35,843	36,306	16,868		**19,700**	
9-Aug-19	33,202	17,285	18,648	24,272	20,261	11,236	18,820	11,620	22,069	60,301	33,348	17,485	16,814	46,860	35,349	11,598	39,076	39,038	19,029		**21,900**	
10-Aug-19	36,745	20,998	20,238	26,461	23,262	12,835	21,024	12,883	24,589	63,606	36,546	18,305	18,916	52,565	37,552	12,459	43,818	42,946	20,033		**24,300**	
11-Aug-19	39,301	24,370	23,715	29,538	26,133	14,839	22,538	14,692	28,591	66,910	40,075	18,988	24,183	57,111	38,403	13,184	48,684	45,866	22,156		**27,300**	
12-Aug-19	41,047	29,689	28,021	32,553	27,537	16,593	24,411	16,699	31,802	69,166	43,533	19,910	29,232	62,192	39,810	13,523	52,348	48,156	24,510		**30,200**	
13-Aug-19	42,363	35,331	31,797	34,837	30,037	18,597	26,803	18,929	33,680	74,249	47,322	20,969	32,308	64,480	41,549	14,180	57,152	51,350	27,521		**32,900**	
14-Aug-19	43,452	38,963	35,142	38,327	32,957	21,970	29,195	20,737	34,684	78,538	51,538	21,754	35,666	67,689	45,029	15,630	61,863	53,808	29,335		**35,500**	
15-Aug-19	44,287	43,503	42,429	41,373	35,441	26,114	32,668	22,447	35,771	83,780	54,215	22,847	38,280	70,928	50,544	17,963	67,036	56,813	32,616		**38,400**	

Nass Summer-run Steelhead Cumulative Daily Run Size Estimates to Gitwinksihlkw Fishwheels, 2000-2019.

Date	2000	2001	2002	2003	2004	2005	2006	2007	2008	2009	2010	2011	2012	2013	2014	2015	2016	2017	2018	IN-SEASON 2019	Mean Cum (94-18)	Daily 2019
1-Jul-19	0	0	0	0	0	0	0	0	0	0	0	0	0	0	0	0	0	0	0	**0**	**0**	
2-Jul-19	0	0	0	0	0	0	0	0	0	0	0	0	0	0	0	0	0	0	0	**0**	**0**	
3-Jul-19	0	0	0	0	0	0	0	0	0	0	0	0	24	0	0	0	0	0	54	**0**	**0**	
4-Jul-19	0	0	0	0	0	0	0	0	0	0	0	116	49	0	0	0	0	0	54	**0**	**10**	
5-Jul-19	0	0	0	0	0	0	0	0	0	0	0	116	49	0	0	0	0	0	54	**0**	**10**	
6-Jul-19	0	0	0	0	0	0	0	0	0	0	0	116	49	0	0	0	0	0	54	**0**	**10**	
7-Jul-19	0	0	0	0	0	0	0	0	0	0	0	116	73	0	32	39	48	0	54	**0**	**20**	
8-Jul-19	0	0	0	0	0	0	0	67	0	0	0	116	73	0	32	39	48	0	54	**0**	**20**	
9-Jul-19	0	0	0	0	0	0	0	67	0	0	0	116	73	0	32	39	144	0	108	**0**	**30**	
10-Jul-19	31	0	0	0	0	0	0	100	0	0	0	116	73	0	32	39	192	0	108	**0**	**30**	
11-Jul-19	31	0	0	0	0	0	0	100	0	0	0	116	73	0	32	39	241	0	162	**0**	**40**	
12-Jul-19	31	0	0	0	0	0	0	100	0	0	0	116	73	0	64	39	241	0	162	**0**	**50**	
13-Jul-19	31	0	0	0	0	0	0	100	0	0	0	116	73	0	95	77	241	0	162	**0**	**60**	
14-Jul-19	31	28	0	0	0	41	0	100	0	0	0	116	73	0	159	116	241	0	271	**90**	**100**	90
15-Jul-19	31	28	0	0	0	41	0	100	0	0	0	116	73	0	191	116	241	0	325	**90**	**100**	0
16-Jul-19	62	28	0	0	0	41	30	100	0	0	77	174	73	0	191	155	241	0	325	**90**	**100**	0
17-Jul-19	155	57	52	0	0	41	30	100	0	0	77	174	73	0	191	232	241	0	433	**90**	**100**	0
18-Jul-19	155	57	52	0	0	83	30	133	82	0	77	290	73	0	223	348	241	0	542	**90**	**100**	0
19-Jul-19	155	57	52	0	18	83	30	133	123	0	153	407	73	0	223	348	241	0	596	**90**	**100**	0
20-Jul-19	155	57	52	0	36	83	30	133	123	0	153	465	73	0	223	387	241	29	704	**90**	**200**	0
21-Jul-19	155	57	52	0	54	83	59	133	123	0	307	465	73	0	254	387	241	58	1,191	**90**	**200**	0
22-Jul-19	155	57	52	59	54	166	59	133	164	0	460	465	97	53	350	387	385	58	1,462	**90**	**200**	0
23-Jul-19	186	57	104	59	54	249	59	133	246	51	537	639	97	105	572	387	385	58	2,058	**90**	**300**	0
24-Jul-19	310	57	156	178	72	249	59	133	328	103	690	755	146	158	700	425	577	58	2,545	**119**	**400**	30
25-Jul-19	310	85	208	415	72	290	89	133	492	103	690	871	170	264	891	425	625	115	2,654	**119**	**400**	0
26-Jul-19	372	113	208	771	90	290	89	133	615	205	844	871	218	264	1,050	542	866	202	3,412	**149**	**500**	30
27-Jul-19	372	170	259	831	180	332	89	133	738	308	1,074	1,103	243	316	1,209	580	1,684	259	4,116	**149**	**700**	0
28-Jul-19	434	198	363	1,068	198	332	89	133	902	461	1,304	1,278	267	422	1,336	735	2,501	288	4,332	**149**	**800**	0
29-Jul-19	465	283	571	1,365	270	332	148	133	984	667	1,381	1,394	267	686	1,431	774	3,175	288	4,603	**149**	**900**	0
30-Jul-19	527	311	934	1,661	288	332	177	133	1,229	718	1,457	1,394	364	791	1,463	928	3,560	346	4,657	**239**	**1,000**	90
31-Jul-19	682	396	1,297	1,958	324	373	236	200	1,434	718	1,688	1,452	412	844	1,590	1,006	4,185	375	4,711		**1,100**	
1-Aug-19	744	453	1,608	2,136	451	580	236	233	1,557	718	1,918	1,510	558	844	1,813	1,044	4,618	461	4,820		**1,200**	
2-Aug-19	837	934	2,024	2,789	559	663	266	233	1,762	718	2,148	1,568	728	844	2,258	1,044	5,676	663	5,036		**1,400**	
3-Aug-19	1,209	1,076	2,127	2,907	649	705	295	267	1,967	923	2,455	1,742	946	844	2,926	1,160	6,446	836	5,145		**1,600**	
4-Aug-19	1,829	1,218	2,335	3,085	793	705	325	366	2,008	1,333	2,455	1,858	1,116	844	3,180	1,508	7,119	980	5,795		**1,800**	
5-Aug-19	2,449	1,218	2,750	3,441	901	746	384	433	2,377	1,743	2,761	1,975	1,189	844	3,530	1,741	7,552	1,153	6,282		**2,000**	
6-Aug-19	2,759	1,246	2,854	3,619	991	871	561	566	2,500	1,897	2,838	2,033	1,358	896	4,007	1,934	8,707	1,210	7,419		**2,200**	
7-Aug-19	3,162	1,359	2,906	3,916	1,009	912	708	633	2,746	2,718	2,992	2,149	1,552	896	4,262	2,205	9,669	1,297	8,665		**2,500**	
8-Aug-19	3,409	1,586	3,165	4,272	1,118	1,078	797	666	2,869	3,230	2,992	2,555	1,892	1,002	4,580	2,553	10,005	1,441	9,748		**2,700**	
9-Aug-19	4,122	2,124	3,321	4,865	1,172	1,161	826	733	2,951	4,102	3,375	2,788	2,062	1,213	4,771	2,785	10,005	1,470	10,993		**3,000**	
10-Aug-19	4,649	2,322	3,321	5,459	1,460	1,244	944	833	3,033	4,564	3,835	3,020	2,329	1,424	5,184	2,978	10,438	1,671	11,372		**3,200**	
11-Aug-19	5,331	2,633	3,373	6,052	1,658	1,285	1,003	900	3,197	4,717	4,449	3,543	2,692	1,529	5,248	3,172	10,967	1,729	11,589		**3,500**	
12-Aug-19	5,703	3,086	3,580	6,527	1,766	1,368	1,092	1,099	3,279	4,717	4,679	3,833	3,274	1,635	5,343	3,288	11,208	1,873	12,022		**3,700**	
13-Aug-19	6,013	3,370	3,840	6,942	1,911	1,493	1,210	1,233	3,361	5,743	4,909	4,065	3,541	1,740	5,502	3,288	11,689	2,305	13,430		**4,000**	
14-Aug-19	6,385	3,483	3,943	7,476	2,235	1,617	1,269	1,333	3,361	6,717	5,830	4,356	4,026	1,740	5,725	3,558	12,218	2,363	13,972		**4,200**	
15-Aug-19	6,664	3,766	3,943	7,773	2,451	1,617	1,328	1,533	3,443	7,538	6,213	4,530	4,730	1,740	6,011	3,674	12,988	2,536	14,730		**4,500**	
16-Aug-19	7,005	3,964	4,358	8,010	2,487	1,658	1,417	1,832	3,565	7,948	6,827	4,588	5,239	1,793	6,234	4,023	13,228	3,026	15,597		**4,700**	
17-Aug-19	7,160	4,332	5,137	8,485	2,632	1,658	1,564	2,066	3,729	8,614	7,210	4,588	5,724	1,846	6,520	4,680	13,709	3,141	16,788		**5,100**	
18-Aug-19	7,377	4,446	5,759	8,603	2,758	1,949	1,682	2,199	3,852	9,743	7,441	4,588	6,137	2,109	6,870	4,990	14,094	3,141	18,467		**5,400**	
19-Aug-19	7,563	4,785	6,071	8,722	2,830	1,990	1,918	2,265	4,262	10,255	7,594	4,704	6,670	2,109	7,379	5,222	14,960	3,141	19,225		**5,600**	
20-Aug-19	7,873	4,984	6,330	9,256	2,920	1,990	2,095	2,299	4,959	10,563	7,747	4,820	7,010	2,215	7,665	5,299	15,489	3,170	20,416		**5,900**	
21-Aug-19	8,090	5,380	6,797	9,909	3,028	1,990	2,361	2,465	5,287	10,666	8,131	4,820	7,398	2,215	8,460	5,802	15,585	3,314	20,741		**6,200**	
22-Aug-19	8,121	5,663	7,108	10,383	3,244	1,990	2,479	2,532	6,065	11,383	8,438	4,820	7,689	2,478	9,128	6,769	15,826	3,602	21,120		**6,500**	

2019 Nass Fishwheel Catches

	GW		GW Total	GH				GH Total	Grand Total
Data	FW1	FW2		FW3	FW4	FW5	FW6		
Chin-adult catch	**139**	**578**	**717**	**223**	**169**	**277**	**147**	**816**	**1,533**
Chin-tagged	138	532	670	206	155	258	135	754	1,424
Chin-recaps	11	23	34	33	36	67	34	170	204
Chin-Jacks	334	807	1141	689	784	976	722	3171	4312
Sum of CH Harv	0	0	0	0	0	0	0	0	0
Sockeye-adult catch	**1,168**	**6,606**	**7,774**	**2,319**	**1,755**	**1,732**	**1,311**	**7,117**	**14,891**
Sockeye-tagged	1,042	3,581	4,623	0	0	0	0	0	4,623
Sockeye-recaps	95	195	290	65	56	73	37	231	521
Sockeye_jacks	391	1084	1475	148	173	225	146	692	2167
Sum of sk_harvest_total	0	0	0	0	0	0	0	0	0
Coho-adult catch	**34**	**110**	**144**	**42**	**66**	**61**	**32**	**201**	**345**
Coho-tagged	31	104	135	0	0	0	0	0	135
Coho-recaps	1	0	1	0	0	0	0	0	1
Coho-jack	1	6	7	0	0	1	1	2	9
Sum of co_harvest_total	0	0	0	0	0	0	0	0	0
Steel-adult catch	**2**	**18**	**20**	**4**	**5**	**2**	**1**	**12**	**32**
Steel-Adipose marked	2	6	8	2	3	2	1	8	16
Steel-unmarked	0	12	12	2	2	0	0	4	16
Steel-recap-total	0	0	0	1	0	0	0	1	1
Pacific Lamprey-catch	**82**	**290**	**372**	**136**	**272**	**422**	**219**	**1049**	**1421**
Lamprey-tagged	79	270	349	106	229	374	191	900	1249
Lamprey-released	3	18	21	30	43	48	28	149	170
Lamprey-recaps	1	2	3	9	17	14	28	68	71
River Lamprey	0	0	0	0	1	1	2	4	4
Pink-adult-catch	**510**	**1741**	**2251**	**134**	**97**	**251**	**71**	**553**	**2804**
Chum-adult-catch	**1**	**4**	**5**	**0**	**0**	**0**	**0**	**0**	**5**
Chum-tagged	1	3	4	0	0	0	0	0	4
Chum-punched	0	0	0	0	0	0	0	0	0
Chum-recaps	0	0	0	0	0	0	0	0	0
Rainbow Trout	**6**	**6**	**12**	**42**	**13**	**18**	**25**	**98**	**110**
Whitefish	**11**	**6**	**17**	**21**	**12**	**17**	**23**	**73**	**90**
Peamouth Chub	**4**	**2**	**6**	**18**	**8**	**36**	**17**	**79**	**85**
Dolly Varden	**23**	**40**	**63**	**1**	**2**	**1**	**1**	**5**	**68**
Redside Shiner	**2**	**3**	**5**	**8**	**2**	**7**	**3**	**20**	**25**
Cutthroat Trout	**10**	**9**	**19**	**3**	**0**	**0**	**0**	**3**	**22**
Sculpin	**3**	**0**	**3**	**1**	**1**	**7**	**2**	**11**	**14**
Pikeminnow	**0**	**0**	**0**	**4**	**0**	**6**	**2**	**12**	**12**
Suckers	**0**	**0**	**0**	**0**	**1**	**8**	**1**	**10**	**10**
Seals	**0**	**0**	**0**	**0**	**0**	**0**	**0**	**0**	**0**

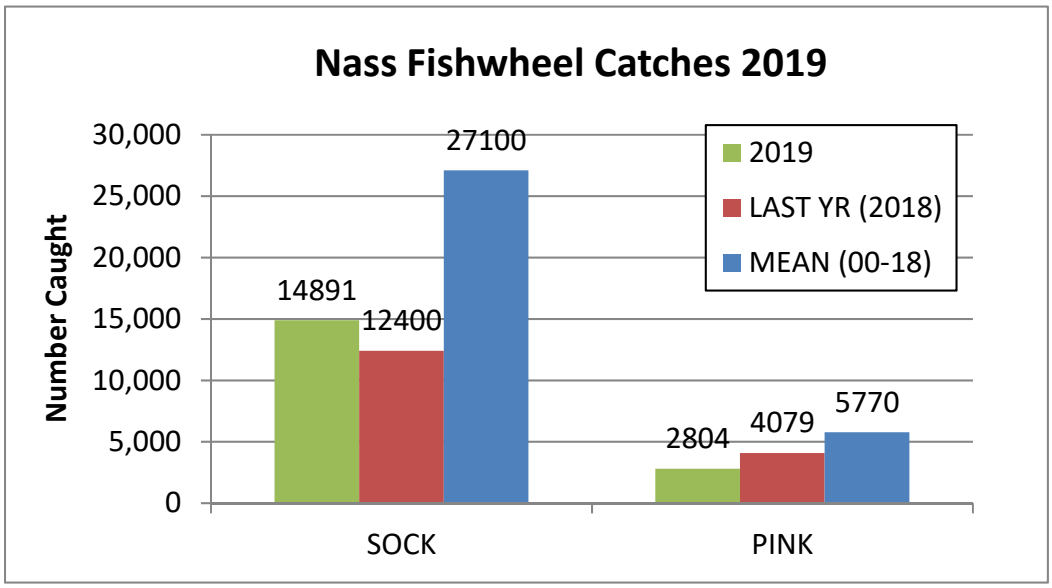
Nass Fishwheel Catches 2019
Number Caught
30,000
25,000
20,000
15,000
10,000
5,000
0
14891
12400
27100
2804
4079
5770
2019
LAST YR (2018)
MEAN (00-18)
SOCK
PINK

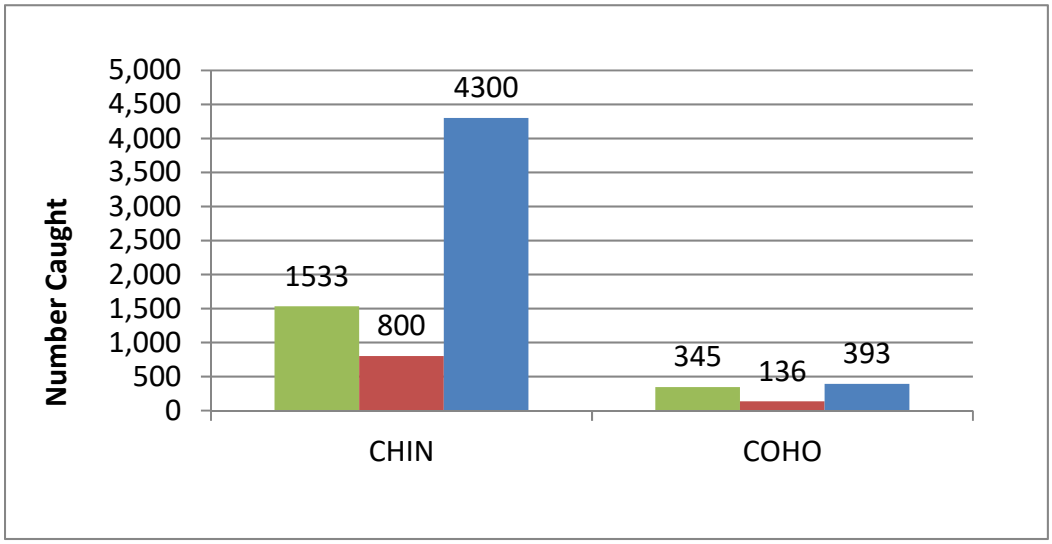
Number Caught
5,000
4,500
4,000
3,500
3,000
2,500
2,000
1,500
1,000
500
0
1533
800
4300
345
136
393
CHIN
COHO

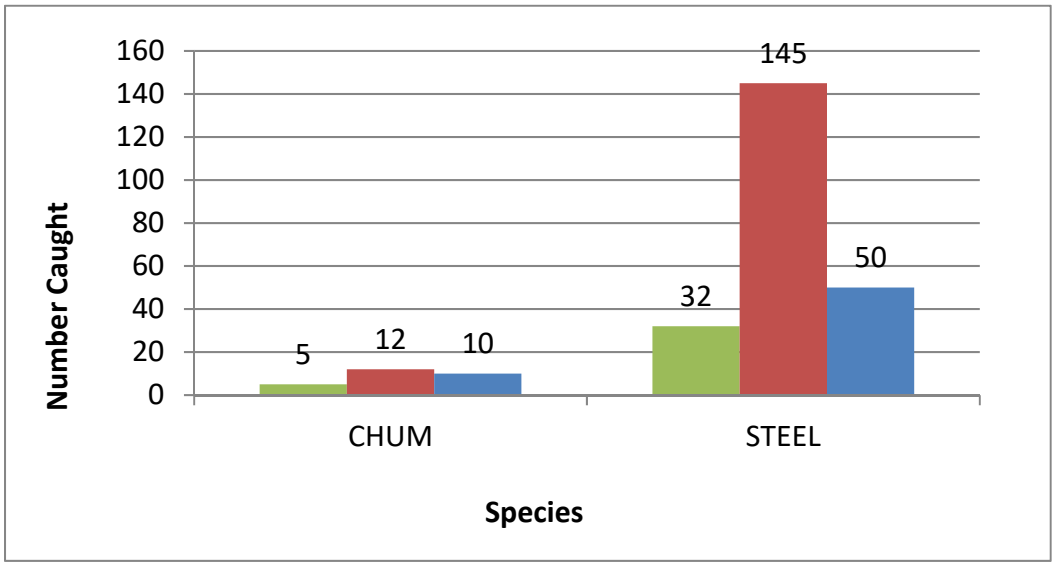
Number Caught
160
140
120
100
80
60
40
20
0
5
12
10
32
145
50
CHUM
STEEL
Species

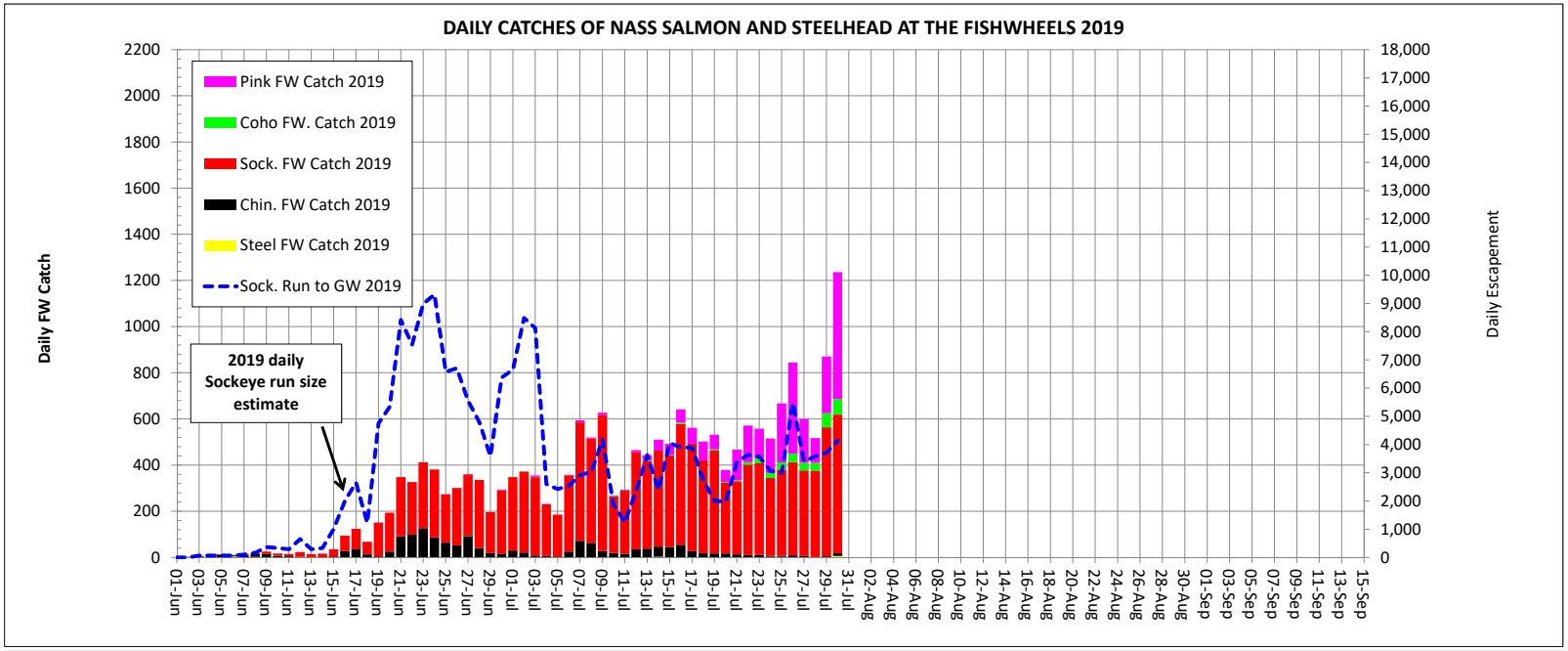
DAILY CATCHES OF NASS SALMON AND STEELHEAD AT THE FISHWHEELS 2019
Daily FW Catch
Daily Escapement
Pink FW Catch 2019
Coho FW. Catch 2019
Sock. FW Catch 2019
Chin. FW Catch 2019
Steel FW Catch 2019
Sock. Run to GW 2019
2019 daily Sockeye run size estimate

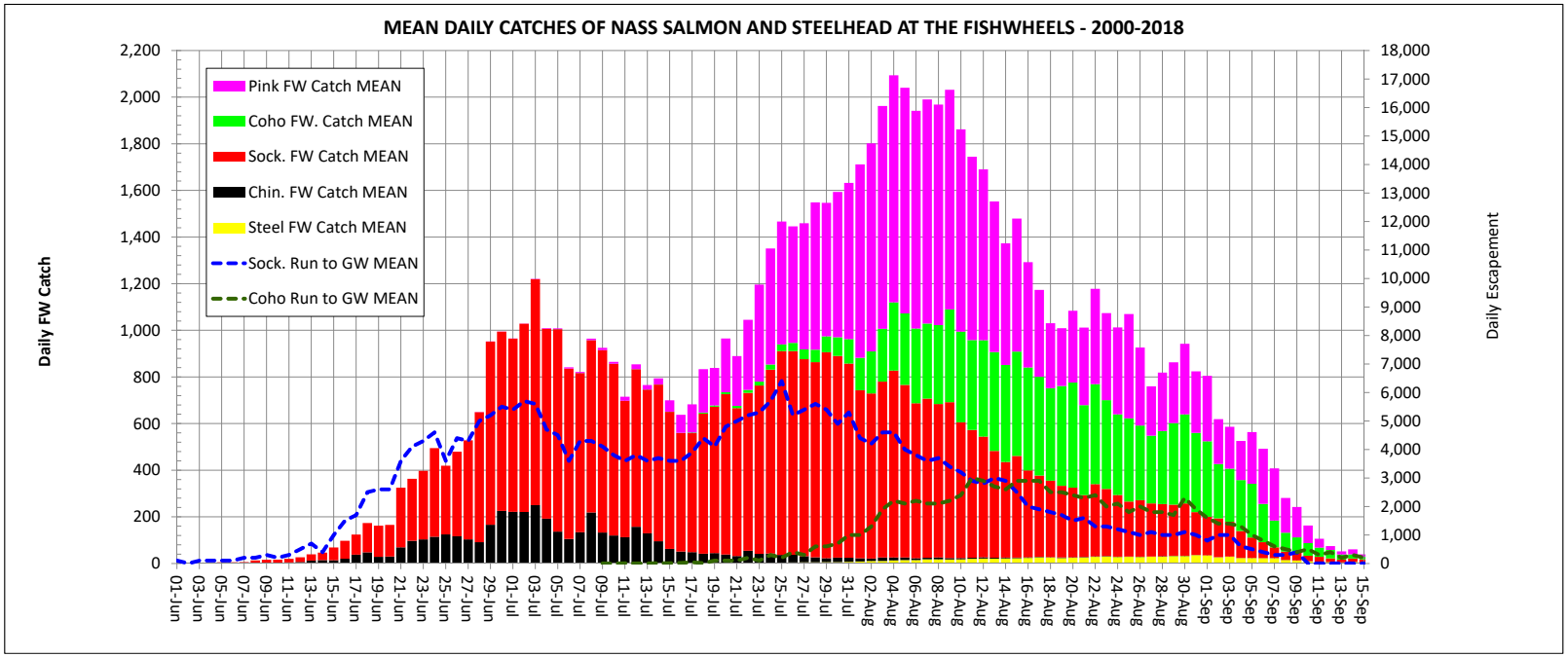
MEAN DAILY CATCHES OF NASS SALMON AND STEELHEAD AT THE FISHWHEELS - 2000-2018
Daily FW Catch
Daily Escapement
Pink FW Catch MEAN
Coho FW. Catch MEAN
Sock. FW Catch MEAN
Chin. FW Catch MEAN
Steel FW Catch MEAN
Sock. Run to GW MEAN
Coho Run to GW MEAN

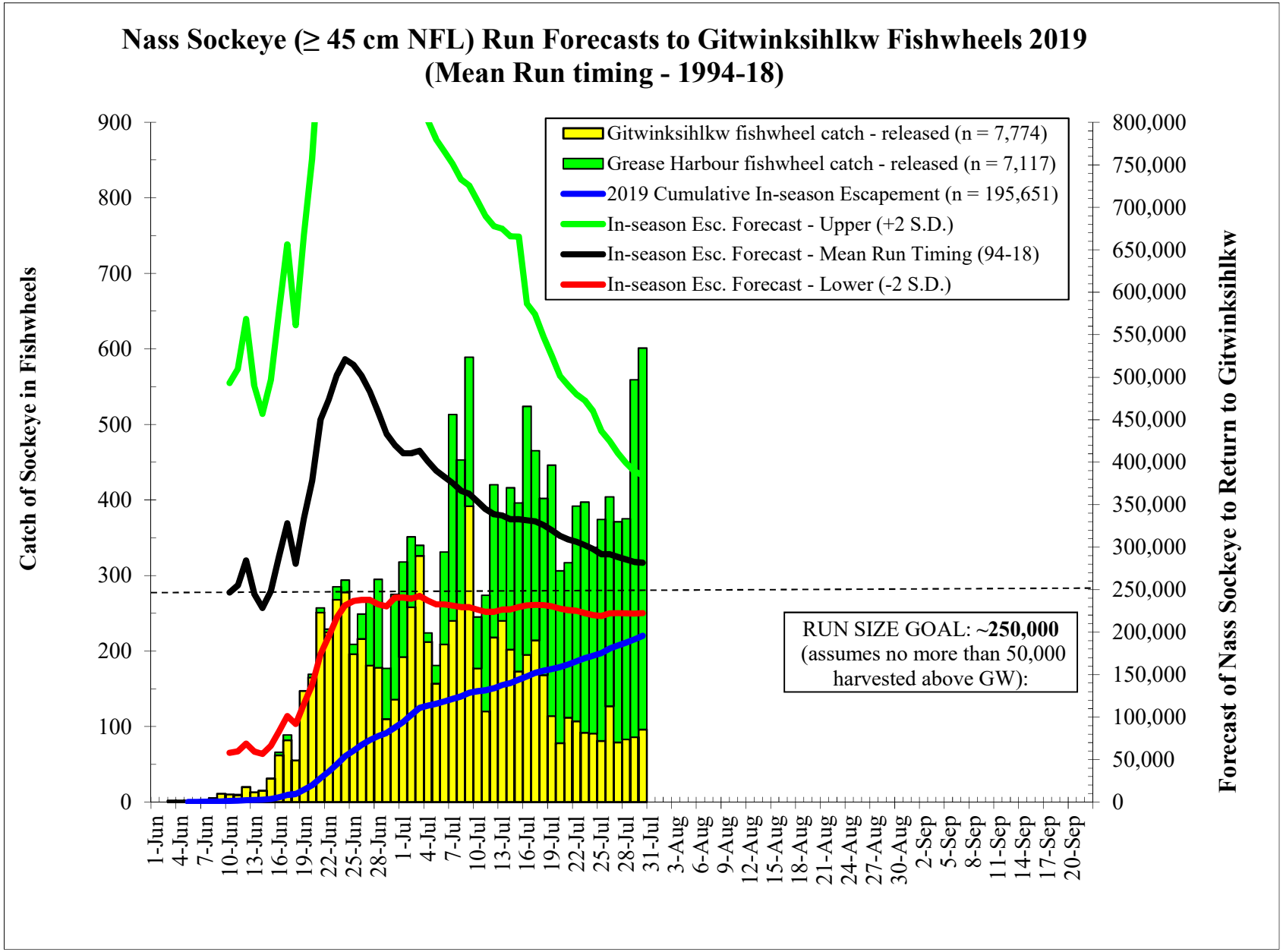
Nass Sockeye (≥ 45 cm NFL) Run Forecasts to Gitwinksihlkw Fishwheels 2019
(Mean Run timing - 1994-18)
Catch of Sockeye in Fishwheels
Forecast of Nass Sockeye to Return to Gitwinksihlkw
Gitwinksihlkw fishwheel catch - released (n = 7,774)
Grease Harbour fishwheel catch - released (n = 7,117)
2019 Cumulative In-season Escapement (n = 195,651)
In-season Esc. Forecast - Upper (+2 S.D.)
In-season Esc. Forecast - Mean Run Timing (94-18)
In-season Esc. Forecast - Lower (-2 S.D.)
RUN SIZE GOAL: ~250,000
(assumes no more than 50,000
harvested above GW):
0
100
200
300
400
500
600
700
800
900
0
50,000
100,000
150,000
200,000
250,000
300,000
350,000
400,000
450,000
500,000
550,000
600,000
650,000
700,000
750,000
800,000
1-Jun
4-Jun
7-Jun
10-Jun
13-Jun
16-Jun
19-Jun
22-Jun
25-Jun
28-Jun
1-Jul
4-Jul
7-Jul
10-Jul
13-Jul
16-Jul
19-Jul
22-Jul
25-Jul
28-Jul
31-Jul
3-Aug
6-Aug
9-Aug
12-Aug
15-Aug
18-Aug
21-Aug
24-Aug
27-Aug
30-Aug
2-Sep
5-Sep
8-Sep
11-Sep
14-Sep
17-Sep
20-Sep

2019-07-31

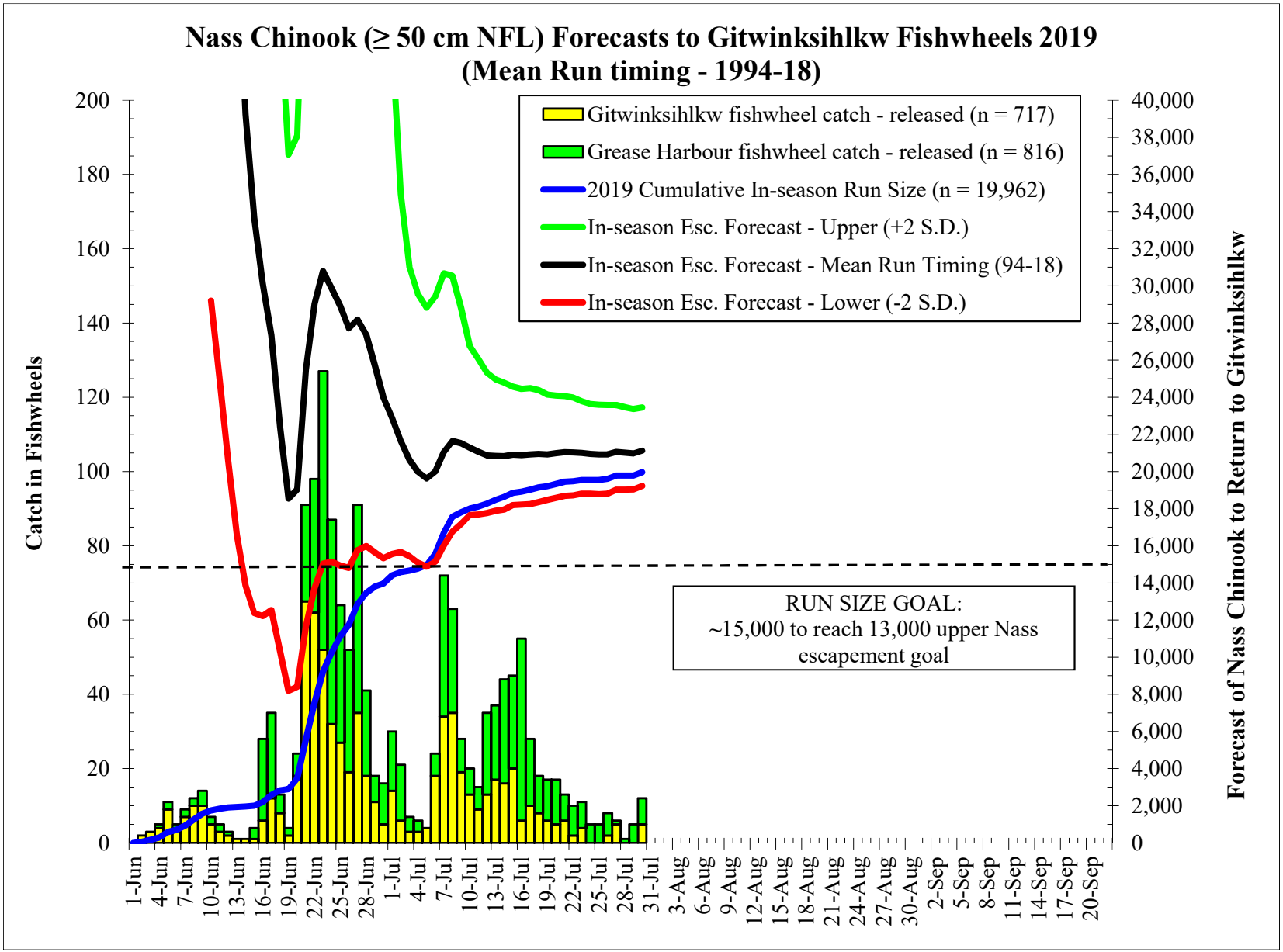
Nass Chinook (≥ 50 cm NFL) Forecasts to Gitwinksihlkw Fishwheels 2019
(Mean Run timing - 1994-18)
Gitwinksihlkw fishwheel catch - released (n = 717)
Grease Harbour fishwheel catch - released (n = 816)
2019 Cumulative In-season Run Size (n = 19,962)
In-season Esc. Forecast - Upper (+2 S.D.)
In-season Esc. Forecast - Mean Run Timing (94-18)
In-season Esc. Forecast - Lower (-2 S.D.)
RUN SIZE GOAL:
~15,000 to reach 13,000 upper Nass escapement goal
Catch in Fishwheels
Forecast of Nass Chinook to Return to Gitwinksihlkw
0
20
40
60
80
100
120
140
160
180
200
0
2,000
4,000
6,000
8,000
10,000
12,000
14,000
16,000
18,000
20,000
22,000
24,000
26,000
28,000
30,000
32,000
34,000
36,000
38,000
40,000
1-Jun
4-Jun
7-Jun
10-Jun
13-Jun
16-Jun
19-Jun
22-Jun
25-Jun
28-Jun
1-Jul
4-Jul
7-Jul
10-Jul
13-Jul
16-Jul
19-Jul
22-Jul
25-Jul
28-Jul
31-Jul
3-Aug
6-Aug
9-Aug
12-Aug
15-Aug
18-Aug
21-Aug
24-Aug
27-Aug
30-Aug
2-Sep
5-Sep
8-Sep
11-Sep
14-Sep
17-Sep
20-Sep

2019-07-31